



MTH ELECTRIC TRAINS

Winter 1995



5429

Empire State
NEW YORK
CENTRAL
SYSTEM

SD45 POWER UNLEASHED With

The first twenty cylinder diesel ever produced, the EMD SD-45 set new standards in power and performance in the very competitive diesel market of the mid-sixties. The 195 ton workhorse

achieved 3600 horsepower, 600 more than the popular SD40. The powerful-looking flared radiator houses gave the SD45 an awesome and unique appear-

ance, and with 1296 engines produced, it became a familiar sight to railfans across the country.



SeaBoard SD-45 Item No. 2102



Santa Fe SD-45 Item No. 2105



Reading SD-45 Item No. 2101



Conrail SD-45 Item No. 2103




Pennsylvania SD-45 Item No. 2100



Great Northern SD-45 Item No. 2104

MTH is proud to introduce O Gauge's first 1/4" scale production of the famous EMD locomotive. Outfitted with a never before offered diesel operating smoke unit, the MTH SD-45 is sure to be a favorite on your railroad for years to come.

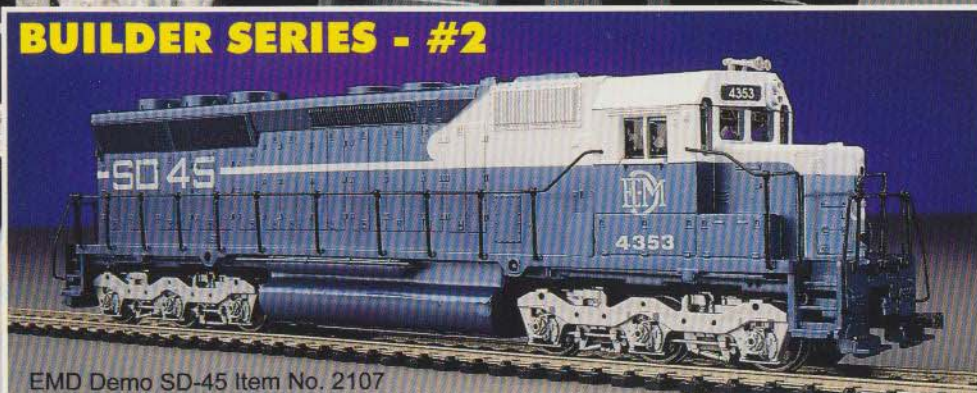


Introducing Operating Diesel Smoke



Union Pacific SD-45
Item No. 2106

BUILDER SERIES - #2



EMD Demo SD-45 Item No. 2107

SD-45 FEATURES

Directional Headlights * Die-Cast Trucks, Fuel Tank and Pilots * Operating Die-Cast Knuckle Couplers * Authentic Paint Schemes * 2 or 3-Rail Versions * Operates On O-31 Track * Metal Handrails & Horn * Works With "Standard" AC Transformers * Available With Electronic Horn or ProtoSound™ Digital Sound & Train Control * Two Precision Motors With Flywheels * Operating Diesel Smoke * Engineer Figure * Operating Ditch Lights * Measures 3^{3/4}" x 17" x 2^{1/2}"

Order Your MTH Engine With ProtoSound



DESIGNED BY **OSIN**

ProtoSound equipped engines offer a combination of high quality, CD-like digital sound with a variety of remote controlled functions that move model railroading well into the 21st century.

Each ProtoSound equipped locomotive contains an onboard computer system that senses the engine's status to control sounds. No mechanical cams or other devices are required to set the sound according to the engine's speed. Remote control over such functions as uncoupling or locking out your engine, are activated with your transformer's whistle button. No additional track sections or switches and buttons are needed!! Randomly activated sounds, like our "Cab Chatter" sequences on our diesels and enhanced steam sounds on our steam engines, occur in neutral at least once every 30 seconds. Best of all, new features can be added to your engine in the future with a simple software upgrade. ProtoSound is truly a revolutionary system!!

SD-45 Diesel Proto Sound Features

- 16 Bit Digital 8 Pitch EMD Diesel Engine Sounds
- 16 Bit Digital EMD Horn and Mechanical Bell Sounds
- ProtoCoupler Remote Uncoupling System With 16 Bit Digital Coupler Sounds
- Remote Volume & Lockout
- Diesel Startup and Shutdown Sounds
- Self-Recharging Battery Backup System With Auto Shutdown
- Neutral Activated "Cab Chatter" Sounds

Empire State ProtoSound Features

- 16 Bit Digital Chuffing, Air Compressor & Let Off Sounds
- 16 Bit Digital Whistle and Bell Sounds
- ProtoCoupler Remote Uncoupling System With 16 Bit Digital Sounds
- Remote Volume & Lockout
- Randomly Activated Neutral Sounds: Steam Pop-Off, Blow Down and Injector
- Self-Recharging Battery Backup System With Auto Shutdown

NYC EMPIRE STATE HUDSON with

Easily one of the most attractive and recognizable steam engines of all time, the New York Central Empire State Express has long been a favorite of railfans everywhere.

Beautifully outfitted with stainless steel shrouding, two J-3a Hudsons took over the Central's New York City to Buffalo route in 1941. The J-3a's famous black and silver livery and matching streamlined coaches made the

Empire State Express synonymous with luxury rail travel, and was an awe inspiring sight to all who had the privilege to see her.

MTH Electric Trains is proud to present the famous Empire State Express J-3a Hudson. Built in die-cast metal, this New York Central legend contains the detail and qual-





New York Central Empire State Hudson
Item No. 3016

EMPIRE STATE FEATURES

Operating Constant Voltage Headlights * Die-Cast Chassis * Die-Cast Boiler and Tender Body * Die-Cast ProtoCoupler * Authentic NYC Paint Scheme and Cab Number * 2 or 3-Rail Versions * Operates On O-54 Track * Metal Handrails & Stanchions * Works With "Standard" AC Transformers * Equipped With ProtoSound™ Digital Sound & Train Control * Precision Pittman® Motor With Flywheel Drive Train * Constant Output Operating Smoke Unit * Engineer Figure * Operating Driver Illumination Lights * Detailed Cab Interior * Operating Firebox Glow * Measures 3^{3/4}" x 25" x 2^{5/8}"

ity our engines are famous for. More importantly, she is outfitted with our revolutionary ProtoSound digital sound and train control system, loaded with state-of-the-art features that make MTH locomotives the finest on the market.




SCALE MADISON COMBINE/DINER SETS

Today's scale locomotives massive size and pulling strength are often too much engine for the typical five car passenger sets offered for those engines. By adding an MTH scale madison combine/diner set to your 5-car scale madison set, you can put your engines to work doing what they were designed for - pulling long consists.

The combine/diner sets are reproductions of actual combine and diner cars used on the real railroads. Each side of both the combine and diner car is unique to each other, giving the set a different look depending on what side you are viewing. Because each car is built to scale, these 2-car sets are a perfect addition to your 5-car sets.



Santa Fe Combine/Diner Item No. 4107



Southern Crescent Combine/Diner Item No. 4108

Scale Madison Combine/Diner and 5-Car Set Features

Die-Cast 6-Wheel Trucks * Silhouette Window Strips * Die-Cast Operating Couplers * Lighted Interiors
* Operating Observation Car Marker Lamps * Opening Car Doors * Metal Handrails and Grab Irons
* 70' Scale Dimensions * Fast-Angle Wheels * Needle Point Axles * Colorful Paint Schemes * Detailed
Body Roofs and Sides * Operates On O-42 Curves * Each Car Measures 18 Inches In Length



Balt. & Ohio
Combine/Diner Item No. 4101



Lehigh Valley
Combine/Diner Item No. 4110



Den. Rio Grande
Combine/Diner Item No. 4103



New York Central
Combine/Diner Item No. 4105



Texas & Pacific
Combine/Diner Item No. 4109




Pennsylvania
Combine/Diner Item No. 4106

SCALE MADISON 5-CAR SETS

To a railfan, there is nothing quite as stunning as a colorfully decorated passenger train. The MTH scale length heavyweight Madison style cars are no exception.

The colorful, five car 1/4 scale sets are painted specifically to match your favorite MTH steam or diesel engines. Each car is molded from ABS plastic, is abundantly detailed throughout, and sit atop die-cast, six wheel trucks.

Every five-car set is painted in the color schemes indicated below in ten popular roadnames. Each set contains one baggage, three coaches and one observation car. All the coach and observation cars are illuminated with four interior bulbs and contain silhouette window strips. Each car features opening doors, metal handrails and die-cast operating metal couplers.



Northern Pacific 5-Car Set Item No. 4014



Santa Fe 5-Car Set Item No. 4007



Pennsylvania 5-Car Set Item No. 4006



Texas & Pacific 5-Car Set Item No. 4009



Milwaukee Road 5-Car Set Item No. 4015



Chesapeake & Ohio 5-Car Set Item No. 4013




New York Central 5-Car Set Item No. 4005



Southern Crescent 5-Car Set Item No. 4008



Lehigh Valley 5-Car Set Item No. 4010




Texas Special 5-Car Set Item No. 4016

RAIL KING™

By MTH Electric Trains

Quality In The Tradition You Remember



RAIL KING
By MTH Electric Trains

Introducing the best O-27 steam engine ever built. Featuring MTH quality construction, the all-new RailKing L-3 Mohawk combines '50s ruggability and '90s technology into a die-cast traditional-sized locomotive destined to rekindle the romance of model railroad-ing.

4-8-2 NYC L-3 MOHAWK

One look at the die-cast tender and boiler and you'll quickly see why RailKing locomotives are a perfect choice for smaller layouts. Better yet, they make an excellent choice as a first train for a son, daughter or grandchild interested in O Gauge Railroad-ing. Developed with a new state-of-the-art design, the RailKing L-3 provides the operator with superior

performance on even the tightest O-27 layout. For added realism, the superior puffing smoke system provides reliable and realistic smoke whenever the engine is running.

Once you decide on the New York Central or Santa Fe livery, you like other



New York Central L-3 Mohawk Item No. 1101

RailKing Steam Engine Features

Die-Cast Boiler * Die-Cast Tender * Die-Cast Chassis * Operating Headlight * Operating Puffing Smoke Unit * Detailed Cab Interior * Decorative Metal Whistle & Bell * Flywheel Coasting Drive Train * Operates With Any "Standard" AC Transformer * Simulated Electronic Digital Whistle * Operating Die-Cast Coupler * Runs On O-27 Track * DCRU™ Electronic Reverse With Lockout * All Metal Wheels & Gears * Available In NYC or Santa Fe Livery * Engine & Tender Measure Almost 20" In Length * Combined Weight Of Engine and Tender is 7^{1/2} Pounds

owners of the all-new RailKing L-3 will agree that this new entry from MTH Electric Trains does possess the tradition and quality of model railroading's past. For more information on why the RailKing L-3 is superior to similar locomotives produced today, see the sidebar on the right.

Why Buy RailKing? - A Comparison

Our goal in developing the RailKing line was to produce a train line that would rekindle the memories of model railroading's past with a level of quality that customers remember from those glory days. Too often, customers cite today's products as "not what I remember", yet with RailKing, we think you'll find something far superior to those memories - all at a fair price.

That said, take a look at the RailKing line and find a well detailed die-cast steam engine unsurpassed by others in its class. One look at the cab interior detail, boiler piping, and abundance of rivets will confirm RailKing's detail superiority. The tender is constructed from the same die-cast metal as the boiler, making a RailKing engine an unbelievably durable locomotive. No broken plastic parts here!!

The engine is powered by a precision DC can motor and flywheel equipped drive train. The resulting power plant creates an incredible drawbar strength more than capable of pulling a full set of streamlined O-31 aluminum cars! Try that with any other manufacturer's O-27 die-cast engine and you'll be spinning wheels! Each engine contains a state-of-the-art Proto-DCRU™ reverse unit and plug-in electronic simulated digital whistle. Full digital sound boards are available that simply plug into the Proto-DCRU Reverse Unit in place of the electronic whistle for even more realism. Operating the engine is a breeze with any AC transformer* thanks to the low current draw of the motor and reverse unit. Finally, the engine sports an operating headlight and a revolutionary puffing smoke unit superior to any other manufacturer's operating smoke unit.



4-8-2 SANTA FE STEAMER



Santa Fe L-3 Mohawk Item No. 1102

* Transformer requires a whistle button in order for electronic whistle to function.

RAIL KING
By MTH Electric Trains

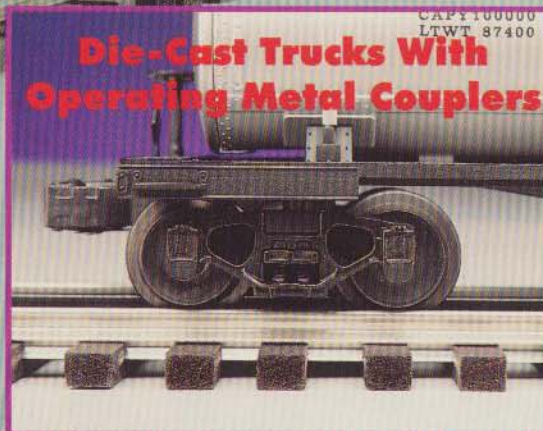

SEMI-SCALE FREIGHT CARS

New for 1995, MTH Introduces RailKing Freight Cars!

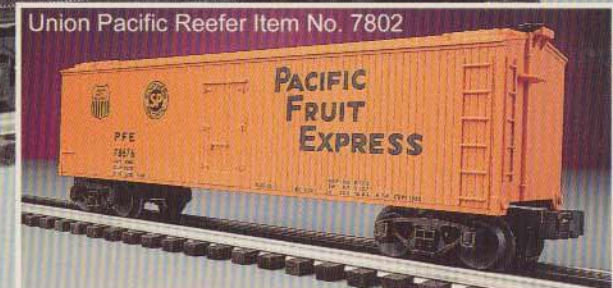
Building your railroad empire has never been simpler thanks to our all-new line of RailKing Semi-Scale Freight Cars. Designed for rugged operation on O-27

track, every RailKing freight car features a sturdily constructed ABS body mounted on a pair of die-cast trucks with operating metal couplers. Each truck is mounted on a metal floor* and contains four smooth rolling, fast-angle wheels on needle-point axles. The RailKing freight

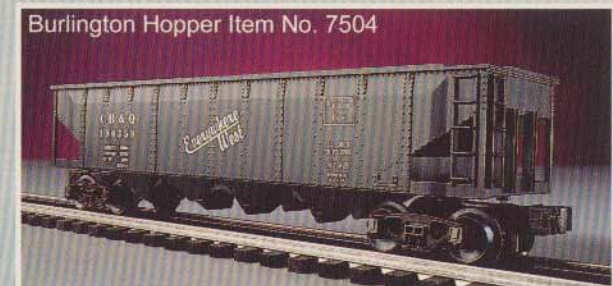
truck design produces a reduced drag coefficient allowing the operator to pull long consists for added model railroad realism. Best of all, these semi-scale RailKing freight cars are built to last for years of railroading fun.



Die-Cast Trucks With Operating Metal Couplers



Reefer Cars Also Available In: New York Central, Pennsylvania, Santa Fe and Railway Express Agency



Hopper Cars Also Available In: Pennsylvania, New York Central, Union Pacific, and Santa Fe


* Tank car does not have a metal floor

RailKing Freight Car Features

Sturdy ABS Plastic Bodies * Die-Cast Metal Trucks * Die-Cast Operating Metal Couplers * Stamped Metal Floors * Sliding Boxcar and Stock Car Doors * Colorfully Painted and Decorated * Detailed Brake Wheels * Fast-Angle Metal Wheels * Needle-Point Axles * Lighted Caboose * Box, Stock, and Reefer Cars Measure Approximately 3¹/₄" Tall by 10³/₄" Long by 2³/₈" Wide * Hopper Car Measures 2¹/₂" by 10³/₄" by 2¹/₂" * Tank Car Measures 3¹/₄" by 9" by 2³/₈" * Caboose Measures 3¹/₂" by 8¹/₂" by 2³/₈" * Flat Car Measures 1" by 10¹/₂" by 2¹/₄" * Gondola Car Measures 1¹/₂" by 10³/₄" by 2¹/₄"



Pennsylvania Gondola Item No. 7200



Gondola Cars Also Available In: New York Central, Union Pacific, Santa Fe and Milwaukee Road

New York Central Tank Item No. 7301



Tank Cars Also Available In: Pennsylvania, Union Pacific, Santa Fe and Baltimore & Ohio

Union Pacific Boxcar Item No. 7402



Box Cars Also Available In: Pennsylvania, New York Central, Santa Fe and Illinois Central

Santa Fe Stock Car Item No. 7103



Stock Cars Also Available In: Pennsylvania, New York Central, Union Pacific, and Atlantic Coast Line

Trailer Train Flat Car Item No. 7604



Flat Cars Also Available In: Pennsylvania, New York Central, Union Pacific, and Santa Fe

New York Central Caboose Item No. 7701



Cabooes Also Available In: Pennsylvania, Norfolk & Western, Union Pacific, and Santa Fe



TRADITIONAL BOXED SETS



There may be no finer way to introduce a train lover, of any age, to the hobby of model railroading than with a RailKing Traditional Boxed Set. Each set contains four freight cars,

including a lighted caboose and your choice of a New York Central or Santa Fe RailKing L-3 die-cast steam engine.



Track and Transformer Not Included



UPGRADES


DESIGNED BY **OSI**



RailKing Proto-Freight Equipped
Union Pacific Stock Car Item No. 7901



RailKing Proto-Freight Cars
With Proto-Freight Module



Proto-Layout Digital
Environmental Sound Module

ProtoSound Proto-LoCo
Upgradeable Locomotive Sound System

Proto-Freight Ready To Run Cars & Modules

Enjoy the wild sounds of our motion-activated Proto-Freight digital sound modules. The more your car rocks, the wilder the sounds get! Choose from a variety of ready-to-run RailKing freight cars or buy the Proto-Freight module separately and install it into your own cars. Installation is simple and only takes a few minutes.

Proto-Layout Environmental Sound Modules

These easy to install self-enclosed digital sound modules create a new dimension of sound for your layout. Place the module anywhere on your layout where the appropriate sound should be heard - in a structure, scenery or under the layout. Sound can be activated by battery or track power making your layout come alive!!

ProtoSound Upgradeable Proto-LoCoSound Systems

Choose from three models and dozens of sound sets to customize virtually any O Gauge or Standard Gauge engine with 16-bit digital sound and train control features. These easy to install sound units fit in an engine or tender and simply plug into a Proto-Reverse unit (available separately).

MTH Railcessories



Accessorize with MTH Electric Trains

Our colorful polo shirts make a great gift for that favorite O Gauge operator. Our battery operated clocks (8 1/2" in diameter) and thermometers sport the popular MTH colors and will brighten up any train room.



All products depicted in this catalog are not production models. In some cases, the models pictured may be HO or O Scale samples. All items graphics, features and content are subject to change after publication. All product descriptions may be verified on their retail packages.

© 1995, MTH Electric Trains, Columbia, Maryland. ProtoSound is a registered trademark of Mike's Train House. QSI, ACRU & DCRU are registered trademarks of QS Industries, Inc.