

LIONEL ELECTRIC TRAINS

MODEL RAILROAD ACCESSORIES

LIONEL CORPORATION TINPLATE



2016

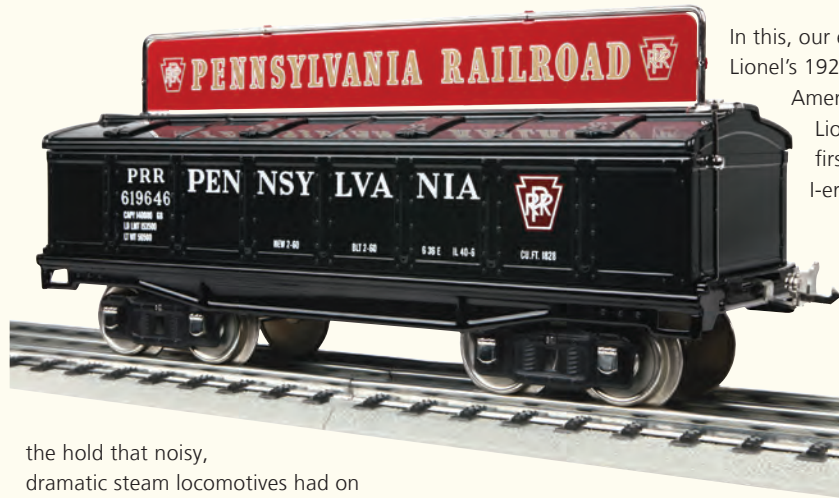
Step Into Our Time Machine

Just as smartphones reflect the most advanced technology of our time, tinplate trains brought the technological wonders of the early 20th century right onto the living room floor.

By the middle of the Roaring Twenties, the steam engine was a century old but electric power was still new and magical. Widespread electrification of households had gathered speed only after World War I, and Americans had just begun to buy plug-connected appliances. In the world of railroading, as in American society at large, many envisioned a world transformed by electricity. The Pennsylvania Railroad was in the process of constructing the largest electrified corridor in the United States. Out west, the Milwaukee Road was conquering desolate mountain ranges with its Bi-Polar electric locomotives.

It was only natural then, that the Lionel® and American Flyer® product lines in the 1920s would be dominated by models of electric locomotives. In fact, for half of the decade, not a single standard gauge steam engine was cataloged, and the first O gauge steamer was not introduced until 1930.

But as the Depression deepened in the 1930s, tinplate manufacturers, along with the real railroads, sought new ways to attract customers. Lionel and American Flyer rediscovered



the hold that noisy, dramatic steam locomotives had on the American boy, and steamers reappeared in their product lines. And by the middle of the decade, another new development would be introduced simultaneously by Lionel, Flyer, and the prototype railroads: streamlining.

In this, our eighth Lionel Corporation catalog, we offer Lionel's 1920s renditions of the newest electric power on American rails, along with traditional steamers from Lionel and American Flyer, models from Lionel's first decade of production, and a World War I-era military train.

You'll also find tinplate toys that should have been made but never were — until now: new paint schemes on classic locomotives and cars, Lionel's Super 381 Electric that never went into production, and new body styles in the 200 series freight cars, Lionel's largest and most elaborate Standard Gauge freighters. Beginning on page 44, you'll find covered gondolas, covered hoppers, two- and three-dome tank cars, flat cars with wheel loads and bay window cabooses that were never offered in the prewar period.



Items Featured In This Catalog May Be Ordered Through Any Lionel or M.T.H. Authorized Retailer. Visit www.lionelcorporation.com To Find An M.T.H. Retailer Near You.

We also offer you the opportunity to “play trains” in ways that a child of the 1920s or ‘30s could not even imagine, with passenger station announcements, freight yard sounds, bells, horns, whistles and puffing smoke synchronized with a steam engine’s drive wheels — all controllable from the smartphone you probably already have in your pocket. Turn the page to learn more about our Proto-Sound 3.0® sound and control system, or turn to page 60 to see why our DCS™ Digital Command System is “simply the best way to run a railroad.”™

As always, we invite you to enjoy the childhood pleasures of a time when the toy train was, as *Popular Mechanics* magazine put it, “The One Toy That Guarantees a Happy Childhood.” Turn the page, step into our time machine, and enjoy the magic that was — and still is — tinsplate toy trains.



FIND US ONLINE



Table of Contents

Proto-Sound	2
Lionel Celebration Series	4
O Gauge	
No. 256 Passenger Sets	8
No. 263E Locomotive & Sets	10
No. 261E Locomotive	14
No. 214 Armored Motor Outfit ..	15
2600 Series Freight Cars.....	16
2800 Series Freight Cars.....	19
Standard Gauge	
No. 390E Steam Locomotive.....	20
No. 392E Steam Locomotive.....	22
No. 400E Steam Locomotive.....	24
No. 408E Electric	26
No. 318E Electric	28
Super 381E & State Cars	30
American Flyer Passenger Sets... 	34
American Flyer Freight Sets	36
No. 6 Passenger Sets	38
Standard Gauge Passenger Sets ...	42
200 Series Freight Cars.....	44
500 Series Freight Cars.....	52
Accessories	54
DCS /Transformers	60
Track	63
Club	64
Tinsplate Parts Guide.....	65

Proto-Sound 3.0[®]

The Richest Set of Features in Model Railroading

Whether you operate with a conventional transformer or in command mode with DCS™ (M.T.H.'s Digital Command System), the Proto-Sound 3.0 system found in nearly every locomotive in this catalog offers more realism, more fun, and more variety than a child of the 1920's or '30's ever dreamed of.

Furthermore, with our optional DCS system (see page 60), you can control your trains with a device that would have seemed impossibly futuristic when the original tinsplate toys were made: a "smart" telephone small enough to fit in a shirt pocket. Take a look at the features built into every Proto-Sound 3.0 locomotive:

Vivid Engine Sounds

Proto-Sound features crystal-clear digital sounds. Press the transformer whistle/horn button to hear the wail of an electric locomotive horn or the melody of an authentic steam whistle. Press the bell button to alert passengers to your train's arrival or departure. With our optional DCS Digital Command System, you can also tune each engine to your preference by individually adjusting bell, horn or whistle, and steam chuff or electric motor volume.

Station Sounds

Proto-Sound passenger engines offer Passenger Station Proto-Effects™, a complete arrival and departure sequence that you can activate from your transformer, DCS handheld, or even your smart phone when setup for DCS. Freight engines include Freight Yard Proto-Effects, a symphony of freight terminal sounds.

Atmospheric Sounds

Crew conversations, the whoosh of a steam engine opening its cylinder cocks, and a host of other atmospheric sounds play automatically at random when using a conventional transformer — or can be activated individually with the DCS system.

Speed Control and Slow Speed Capability

Original tinsplate locomotives often had two speeds: fast and faster. Proto-Sound locomotives can throttle down to a slow crawl, highball down the main line, or maintain any speed in between. And the Locomotive Speed Control built into Proto-Sound 3.0 acts like the cruise control on a car, keeping your train moving at the speed you select, regardless of hills and curves.

Great Smoke

Proto-Sound steam engines feature fan-driven ProtoSmoke™, the most powerful smoke system in the hobby. You can vary the intensity with the smoke "volume" control on the locomotive or remotely with a DCS handheld or smartphone.

Brake Sounds

Engine brakes squeal whenever you throttle back sharply or pull into a station. In DCS mode, you can trigger the brake sound with the Brake button on a DCS handheld or smartphone.



Synchronized Chuff and Puff

Like a real steam engine, Lionel Corp. steamers feature puffs of smoke and steam chuff sounds synchronized with the drive wheels. Better than any other model train, our locomotives portray the drama of a steam engine slowly chuffing and puffing as it pulls out of a station and gets up to speed. And steam chuff sounds vary automatically depending on how hard your engine is working.

Remote Uncoupling

Our O gauge Proto-Sound steam locomotives offer remote uncoupling anywhere on your layout, controlled from your transformer, DCS remote or smartphone. The opening of the coupler is accompanied by the hiss of air hoses parting and the clank of the coupler opening.

Command Control

Add the M.T.H. Digital Command System (DCS) to your railroad and enjoy the command control capability built into every Proto-Sound 3.0 locomotive. Operate up to 99 engines on the same track at the same time with individual control over each engine. For more information on command control and DCS, see page 60 or click on the DCS tab on our Web site, www.lionelcorporation.com.



Product Features

Steam Locomotive Features:

- Die-cast chassis
- Stamped steel boiler, cab and tender
- Baked enamel finish
- Colorful, attractive paint scheme
- Brass or nickel trim
- Metal wheels, axles, and gears
- Stamped steel tender trucks
- Operating stamped steel latch or die-cast couplers on Standard Gauge models (various coupler styles, as per original prewar models)
- Remotely controlled box-type Proto-Coupler™ on O Gauge models
- Constant voltage LED headlight
- Precision flywheel-equipped can motor
- Locomotive speed control
- Synchronized puffing ProtoSmoke™ system
- Proto-Sound 3.0 with the Digital Command System (DCS™) featuring bell, whistle, synchronized chuffing, Passenger Station or Freight Yard Proto-Effects™ and numerous additional sound effects


Electric Locomotive Features:

- Stamped steel body and chassis
- Baked enamel finish
- Colorful, attractive paint scheme
- Brass or nickel trim
- Metal wheels, axles, and gears
- Operating stamped steel latch or die-cast couplers (various coupler styles, as per original prewar models)
- Constant voltage LED headlight
- Precision flywheel-equipped can motor(s)
- Locomotive speed control
- Proto-Sound 3.0 with the Digital Command System (DCS™) featuring bell, horn, Passenger Station or Freight Yard Proto-Effects and numerous additional sound effects

Rolling Stock Features:

- Stamped steel body and chassis
- Baked enamel finish
- Colorful, attractive paint scheme
- Stamped steel trucks
- Metal wheels and axles
- Operating stamped steel or die-cast couplers (various coupler styles, as per original prewar models)
- Opening doors on reefers, boxcars, and cattle cars

Run your prewar locomotives from your 21st Century smart phone – see page 61



©2016, M.T.H. Electric Trains, 7020 Columbia Gateway Drive, Columbia Maryland 21046-1532 www.mthtrains.com 410-381-2580

Not all products depicted in this catalog are production models. In some cases, the items pictured may be antique originals that have been altered digitally.

All items' graphic features and content are subject to change after publication. All product features may be verified on their retail packages. M.T.H. Electric Trains is in no way affiliated with any of the railroads featured in this catalog.

MTH Trademarks: M.T.H. Electric Trains®, M.T.H.®, MTH Railroaders Club™, Loco-Sound™, Proto-Sound® 2.0, Proto-Sound® 3.0, Proto-Speed Control™, Proto-Doppler™, Proto-Dispatch™, Proto-Cast™, ProtoSmoke™, Proto-Coupler™, Proto-Effects™, Z-750™, Z-4000®, Z-1000™, DCS™ and the MTH Numbering System and all others indicated throughout this catalog.

M.T.H.'s DCS Digital Command System has received U.S. Patent No. 6,457,681. M.T.H.'s Proto-Sound® 2.0 system has received U.S. Patent Nos 6,457,681 B1 (sound system), 6,457,681 B1 (Proto-Speed Control), 6,604,641 (Proto-Coupler), 6,280,278 (Proto-Smoke). M.T.H.'s RealTrax has received U.S. Patent No. 6,019,289. M.T.H.'s Z-4000 Transformer has received U.S. Patent Nos. 6,281,606 & 6,624,537.

Some images used in this publication © 2012 www.clipart.com

Products bearing Union Pacific mark(s) are made under trademark license from Union Pacific Railroad Company.

Lionel®, The Lionel Corporation, TrainMaster Command Control®, TMCC®, LEGACY™, CAB-1®, American Flyer® and Lionel Electric Trains® are registered trademarks of Lionel Trains L.L.C. Licensed By Lionel LLC

Märklin is a registered trademark of Gebr. Märklin & Cie GmbH.

Lionel Celebration Series

STD. GAUGE



Lionel Lines (Orange & Blue w/Nickel Trim) - 392E Steam Engine
11-1058-1 Proto-Sound 3.0 \$899.95



Lionel Lines (Orange & Blue) - No. 514R Std. Gauge Refrigerator Car
11-30235 \$119.95



Lionel Lines (Orange & Blue) - No. 514 Std. Gauge Box Car
11-30234 \$119.95

Lionel Lines - No. 342E Outfit Std. Gauge Passenger Set
11-5012-1 Proto-Sound 3.0 \$599.95

STD. GAUGE



Expand your set with these illuminated add-on cars:



Lionel Lines - No. 310 Baggage
11-40073 \$139.95



Lionel Lines - No. 309 Coach
11-40074 \$139.95

This Ready-to-Run Standard Gauge set includes everything you need to begin your model railroading adventure:

- No. 318E electric locomotive with ProtoSound 3.0 including horn, bell, passenger station announcements, and dozens of additional sounds.
- No. 309 Coach and No. 312 Observation Car with interior illumination
- 8-piece 42" circle of Standard Gauge track with roadbed
- UL-approved 50-watt transformer with digital remote control
- Lighted track Lockon with color-coded wire harness

Std. Gauge #25 Illuminated Track Bumpers
11-99030 \$59.95



{ 5 }

Lionel Celebration Series

NEW

Famous Catalog Covers Series

STD. GAUGE



Lionel Lines (1923 Catalog Cover) - No. 214 Std. Gauge Box Car
11-30242 \$149.95



Lionel Lines (1924 Catalog Cover) - No. 214 Std. Gauge Box Car
11-30243 \$149.95



Lionel Lines (1925 Catalog Cover) - No. 214 Std. Gauge Box Car
11-30244 \$149.95



Lionel Lines (1926 Catalog Cover) - No. 214 Std. Gauge Box Car
11-30245 \$149.95



Lionel Lines (Orange & Blue w/Nickel Trim) - 263E Tinplate Loco & Tender
 11-6063-1 Proto-Sound 3.0 \$499.95

O GAUGE



Lionel Lines (Orange & Blue w/Nickel Trim) - 4-Car O Gauge 2600 Series Set
 11-80067 \$429.95




Lionel Lines (Orange & Blue) - No. 2814R O Gauge Refrigerator Car
 11-70156 \$89.95



Lionel Lines (Orange & Blue) - No. 2817 O Gauge Illuminated Caboose
 11-70158 \$99.95


Lionel No. 256 Passenger Sets



Pennsylvania - 3-Car O Gauge 710 Series Passenger Set
11-80062 \$399.95
Set includes two No. 710 Coaches and one No. 712
Observation Car with detailed, lighted interiors.

O GAUGE

Milwaukee Road - No. 256 Electric
11-6061-1 Proto-Sound 3.0 \$499.95



Milwaukee Road - 3-Car O Gauge 710 Series Passenger Set
11-80059 \$399.95
Set includes two No. 710 Coaches and one No. 712
Observation Car with detailed, lighted interiors.



The No. 256 electric locomotive was the largest O Gauge engine produced during the pre-war era, and the only O Gauge locomotive of that time to feature two motors. In fact, not until its F3 diesel appeared in 1948 did Lionel equip another O Gauge model with two motors.

The development of the 256 in 1924 was a response to the success of the Ives Corporation's wide-gauge products. The inclusion of twin motors was a gimmick that initially failed to offset Ives' development of the first automatic reversing unit that same year. Despite the Ives innovations, the 256 proved resilient and remained a popular toy train until its last year in 1930. During its heyday, the locomotive came equipped with both spoked and solid disc wheels but appeared only in orange livery. The 710-series Pullmans that often accompanied the 256 were Lionel's largest, most elaborate tinplate O Gauge passenger cars.

Our Lionel Corporation Tinplate version of the 256 sports the same details as the original, but more exciting prototype-inspired liveries. In addition, the locomotive is equipped with two precision flywheel-equipped motors and comes outfitted with the fun and excitement of Proto-Sound 3.0 — including clanging bell, blaring horn, passenger station arrival and departure announcements, and speed control for operation so smooth you won't spill your passengers' drinks.

O GAUGE

Pennsylvania - No. 256 Electric
11-6062-1 Proto-Sound 3.0 \$499.95

**Expand your set
with these matching
add-on cars:**



Pennsylvania - O Gauge 710 Coach
11-80064 \$139.95



Pennsylvania - O Gauge 713 Baggage Car
11-80063 \$139.95



Milwaukee Road - O Gauge 710 Coach
11-80061 \$139.95



Milwaukee Road - O Gauge 713 Baggage Car
11-80060 \$139.95

{ 9 }

Lionel 263E Steam Locomotive




O GAUGE

During model railroading's early history, standard gauge tinplate locomotives ruled the day. Immensely appealing for all their color and flash, these giant locomotives consumed vast amounts of real estate in their owner's homes. The call went out to pre-war model railroad manufacturers for smaller model trains. Soon thereafter, O Gauge model railroading was born.



First appearing in 1936, the tinplate 263E steam locomotive replaced the O Gauge 260 engine and was originally decorated in two colors; blue or gray. The blue versions headed up the tinplate O Gauge Blue Comet passenger cars while the gray version originally headed two versions of 800 series freight sets.

Today, the 263E returns to the Lionel Corporation Tinplate lineup — but just beneath the graceful lines of the tinplate boiler lies the excitement of Proto-Sound 3.0, whose revolutionary electronics control a smooth-running chassis capable of running at just a few scale miles per hour. Cracking open the throttle and bringing the locomotive forward releases the first blasts of smoke from the engine's stack enhanced with the realistic sounds of chuffing. As the engine picks up speed one notices that each huge puff of smoke is timed to the driver's revolutions. The wail of the whistle and the clang of the bell further stimulate the senses until the realization that the flash and color of yesteryear is but a faded memory when compared to a Proto-Sound 3.0-equipped Lionel Corporation Tinplate locomotive.

Lionel Lines (Black w/Brass Trim) - 263E Tinplate Loco & Tender
11-6064-1 Proto-Sound 3.0 \$499.95




Lionel Lines (Gray w/Nickel Trim) - 263E Tinplate Loco & Tender
 11-6065-1 Proto-Sound 3.0 \$499.95



Features:

- Stamped Steel Boiler
- Baked Enamel Finish
- Metal Wheels and Axles
- Operating Remote Controlled Proto-Coupler
- Constant Voltage Headlight
- Precision Flywheel-Equipped Motor
- Locomotive Speed Control In Scale MPH Increments
- Synchronized Puffing ProtoSmoke® System
- Die-Cast Tender Body
- Die-Cast Metal Chassis
- Wireless Drawbar
- Onboard DCC/DCS Decoder
- Proto-Sound 3.0 With The Digital Command System Featuring Passenger Station Proto-Effects
- Unit Measures: 20 3/4" x 3 3/8" x 4 1/8"
- Operates On O-31 Curves


Lionel 2600 Passenger Sets




Norfolk & Western (Maroon w/Black Roof) - 4-Car O Gauge 2600 Series Set
11-80068 \$429.95



Union Pacific (Yellow w/Gray Roof) - 4-Car O Gauge 2600 Series Set
11-80069 \$429.95



Lionel Lines (Two-Tone Blue w/Brass Trim) - 4-Car O Gauge 2600 Series Set
11-80066 \$429.95




Lionel Lines (Two-Tone Blue w/Nickel Trim) - 4-Car O Gauge 2600 Series Set
11-80065 \$429.95


O GAUGE



Norfolk & Western - 263E Tinplate Loco & Tender
11-6066-1 Proto-Sound 3.0 \$499.95



Union Pacific (Yellow w/Gray Frame) - 263E Tinplate Loco & Tender
11-6067-1 Proto-Sound 3.0 \$499.95




Lionel Lines (Two-Tone Blue w/Brass Trim) - 263E Tinplate Loco & Tender
11-6071-1 Proto-Sound 3.0 \$499.95



Lionel Lines (Two-Tone Blue w/Nickel Trim) - 263E Tinplate Loco & Tender
11-6070-1 Proto-Sound 3.0 \$499.95

Lionel O Gauge 261E



O GAUGE

Lionel Lines (Red w/Brass Trim) - 261E Tinplate Loco & Tender
11-6056-1 Proto-Sound 3.0 \$349.95

In an age before catalog copy was reviewed by corporate legal departments, Lionel's writers often employed language worthy of P.T. Barnum: "Boys - here is the most remarkable "O" Gauge Steam Type Locomotive that has ever been produced. Dozens of blue prints and photographs of famous new locomotives from railroads all over the country were examined, and the best features of each were utilized by Lionel's Engineering Department in designing this locomotive. It is built for speed and power. It is low, long, graceful and sturdy. It represents a miracle of model railroad engineering.

"The rhythm of its double action pistons and driving rods is characteristic of a great "Mogul of the Rails." It will be the pride of every boy who owns one."

While its gleaming exterior is pure 1930s, our Proto-Sound version of the 261E, initially cataloged in 1935, runs smoother than any original tinplate locomotive, delivers huge plumes of puffing smoke, and features a clanging bell, wailing whistle, and "Latch-Type" Proto-Coupler™ that can be remotely activated by the transformer to uncouple from its trailing cars. Pair this engine with a set of 2600 Series passenger cars or 2800 Series freight cars to experience the best of both the 1930s and the 21st Century.

No. 214 Armored Motor Car Outfit

O GAUGE


No. 214 Armored Motor Car Outfit
11-6068-0 \$399.95



Did You Know? The Armored Motor Car Outfit sold for \$6.50 from 1917-1919. Like the World War I original, our model features an AC open-frame motor and forward-only operation.

Making its debut in 1917, the 214 Armored Motor Car Outfit offered boys the chance to be a general "just like the soldiers in Europe." Comprised of the 203 motorcar and two #900 ammunition cars, outfit No. 214 operated on O-Gauge track, had two 6" long cars originally painted in Battleship Gray, and included eight sections of curved track. A second run was later released in Olive Green.

"Another triumph in motor car construction," Lionel's outfit 214 allowed boys to "Play war! And bring up siege guns on the tracks."



U.S. Army (Desert Storm) - No. 214 Armored Motor Car Outfit
11-6069-0 \$399.95


Lionel 2600 Series O Gauge Freight



Lionel 2600 Series O Gauge Freight

In the O gauge section of its catalogs, Lionel noted that "Lionel freight cars are made in two sizes — the 2651 series and the 2800 series. Cars in the 2800 series are larger than those in the 2651 series, their couplers are higher, and the two sizes therefore cannot be used together." The catalog cautioned boys to check which size matched their locomotive, "before ordering additional O gauge freight equipment." In the 1939 catalog, 2651 series cars cost \$2.75 with electric couplers, and 2800 series cars were a dollar more.

- Baked Enamel Finish
- Stamped Steel Body and Chassis
- Metal Wheels and Axles
- Operating Metal Latch Couplers
- Unit Measures: 8 1/8" x 2 3/8" X 3 1/4"
- Operates On O-31 Curves



Peabody - No. 2653 O Gauge Hopper
11-70105 \$69.95



Blue Coal - No. 2653 O Gauge Hopper
11-70104 \$69.95



Hood's Grade A Milk - No. 2655 O Gauge Box Car
11-70107 \$69.95

Lionel 2600 Series O Gauge Freight



Mobilgas - No. 2654 O Gauge Tank Car
11-70102 \$69.95



Esso - No. 2654 O Gauge Tank Car
11-70103 \$69.95




Pea Green w/Red Roof - No. 2657 O Gauge Caboose
11-70109 \$69.95

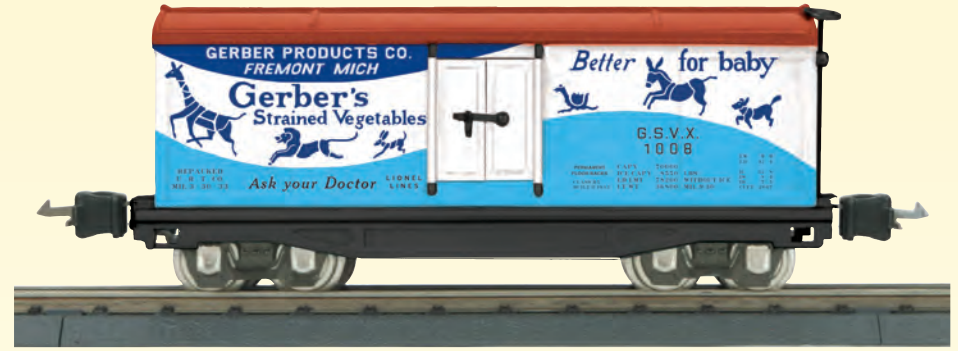


Lionel Lines - No. 2657 O Gauge Caboose
11-70110 \$69.95

Lionel 2800 Series O Gauge Freight



Lionel Lines (Blue Comet) - No. 2814R O Gauge Refrigerator Car
11-70157 \$89.95



Gerber Products - No. 2814R O Gauge Refrigerator Car
11-70118 \$89.95



Red & Brown (Rubber Stamped) - 2814R Series O Gauge Refrigerator Car
11-70164 \$89.95



Red & Brown (Rubber Stamped) - No. 2817 O Gauge Illuminated Caboose
11-70159 \$99.95



Jersey Central (Blue Comet) - No. 2817 O Gauge Illuminated Caboose
11-70161 \$99.95



New York Central - No. 2817 O Gauge Illuminated Caboose
11-70160 \$99.95

Lionel 390E Std. Gauge Steam



STD. GAUGE

Lionel Lines (Black w/Brass Trim) - 390E Std. Gauge Steam Engine
11-1048-1 Proto-Sound 3.0 \$649.95
Originally Cataloged between 1929 - 1931

In 1929, steam engines reappeared in the Lionel standard gauge lineup after a six-year absence. The new 390 steamer and its smaller sibling, the 384, were available with manual reverse or as higher-priced "E" models with electronic reverse. Among the many paint schemes offered for the 390 was the original Blue Comet two-tone blue with cream stripe, based on the Central of New Jersey luxury train inaugurated earlier the same year. The 390 was offered with matching 300-series passenger cars as well as the larger 420-series Blue Comet cars. Within a few years, however, the 390 would cede its position at the top of the lineup to the massive 400E that, pulling the same 420-series Blue Comet cars, would become a toy train legend.

Lionel Corporation Tinplate returns the 390E in several exciting paint schemes and outfitted with modern Proto-Sound 3.0 electronics with sound, cruise control, and synchronized puffing smoke.



Lionel Lines (Black w/Orange Stripe w/Brass Trim) - 390E Std. Gauge Steam Engine
11-1062-1 Proto-Sound 3.0 \$649.95
Originally cataloged from 1929 - 1931

Lionel Lines (Two Tone Blue w/Nickel Trim) -
390E Std. Gauge Steam Engine
11-1046-1 Proto-Sound 3.0 \$649.95



Lionel Lines (Two Tone Blue w/Brass Trim) -
390E Std. Gauge Steam Engine
11-1047-1 Proto-Sound 3.0 \$649.95
Originally cataloged in 1930



Lionel Lines (Gray w/Nickel Trim) -
390E Std. Gauge Steam Engine
11-1049-1 Proto-Sound 3.0 \$649.95



Lionel Lines (Two Tone State Green w/Brass Trim) -
390E Std. Gauge Steam Engine
11-1050-1 Proto-Sound 3.0 \$649.95
Originally cataloged in 1929





Lionel No. 392E Std. Gauge Steam

STD. GAUGE



Lionel Lines (Gray w/Nickel Trim) - 392E Steam Engine
11-1059-1 Proto-Sound 3.0 \$899.95
Originally cataloged from 1935 - 1939




STD. GAUGE



Lionel Lines (Black w/Brass Trim) - 392E Steam Engine
11-1057-1 Proto-Sound 3.0 \$899.95
Originally cataloged from 1932 - 1939



Lehigh Valley - 392E Steam Engine
11-1061-1 Proto-Sound 3.0 \$899.95



Pennsylvania - 392E Steam Engine
11-1060-1 Proto-Sound 3.0 \$899.95

The cover of the 1932 Lionel catalog depicted a real steam engine with a young lad at the throttle and the slogan "A Boy's Dream Come True." Inside, on a page headlined "POWERFUL – SPEEDY – MAJESTIC – JUST RARIN' TO GO!" was the new No. 392E Steam Type "Distant Control" Locomotive and Tender, "the latest Lionel Standard model, fashioned after the latest Timken types" — perhaps a reference to the Timken Four Aces, an Alco 4-8-4 that had recently toured the country demonstrating the benefits of Timken roller bearings on all axle and rod bearings.

At \$35.00, the 392E offered a more affordable but still highly impressive alternative to Lionel's top-of-the-line 400E steamer introduced a year earlier. The \$10.00 difference between the two engines was a considerable sum in the depths of the Great Depression. Headlined "THE NEWEST LOCOMOTIVE IN THREE DANDY COMBINATIONS," a later page in the 1932 catalog offered the 392E in two passenger sets, with smaller 309-series and larger 424-series cars, and one freight set with 500-series freight cars. The sets ranged in price from \$45.00 to \$55.00.

The following year, Lionel's ad men pulled out all the stops in their catalog description of the 392E: "Give this flashy model the once-over and you'll decide it's just the one you want, that no other model will do. Why? Because it's fashioned after the greatest coal-burners going. Because every detail in the real locomotives is here, too, with striking, realistic effect. And because the motor is the finest Lionel makes—sturdy—built to last—and powerful enough to haul many loaded cars at a fast clip." Like its larger brother the 400E, the 392E would remain in the Lionel catalog until 1939, the last year that Standard Gauge was cataloged.

Lionel 400E Std. Gauge Steam



"The largest and most powerful model locomotive ever built," proclaimed the 1931 catalog that introduced the 400E. Lionel spared no hyperbole in announcing its new steam engine: "Never before in the history of model train building has such a powerful locomotive been offered the American boy. This new 400E is the master of them all — a veritable giant of the rails."

"In its creation, Lionel engineers have faithfully reproduced in steel, copper, brass and nickel, all of those fine and minute details that are found only in the largest, most modern railroad engines. Its long, low lines, its beauty of color and design and its mechanical precision opens the door for every boy to greater fun and enjoyment."

The catalog cover depicted a real engineer praising the model to a pair of knicker-clad boys: "Just like mine' says Bob Butterfield, engineer of the 20th Century Limited." Apparently the engineer of the New York Central 4-6-4 Hudson ignored the fact that the 400E was short one set of drivers, to enable it to negotiate Standard Gauge curves. The inside of the catalog featured three more engineers praising the realism of Lionel's models, with the slogan "Lionel trains are the trains railroad men buy for their boys." Outfit No. 423E, a freight set headed by the 400E, would set you back \$72.50 in 1931 — about the same price as a train trip from Chicago to San Francisco, including a sixteen-day stay in the City by the Bay.

STD. GAUGE

Lionel Lines (Two Tone Blue - Brass) - 400E Std. Gauge Steam Engine
11-1052-1 Proto-Sound 3.0 \$999.95
Originally cataloged from 1931 - 1932



Lionel Lines (Two Tone Blue - Nickel) - 400E Std. Gauge Steam Engine
11-1051-1 Proto-Sound 3.0 \$999.95
Originally cataloged from 1935 - 1939



Lionel Lines (Black - Brass) - 400E Std. Gauge Steam Engine
11-1053-1 Proto-Sound 3.0 \$999.95
Originally cataloged from 1931 - 1936



Lionel Lines (Gray - Nickel) - 400E Std. Gauge Steam Engine
11-1054-1 Proto-Sound 3.0 \$999.95
Originally cataloged from 1936 - 1939



Union Pacific - 400E Std. Gauge Steam Engine
11-1055-1 Proto-Sound 3.0 \$999.95



Norfolk & Western - 400E Std. Gauge Steam Engine
11-1056-1 Proto-Sound 3.0 \$999.95

Lionel No. 408E Std. Gauge Electric



STD. GAUGE

Lionel Lines (Apple Green) - 408E Tinplate Electric Engine
11-2043-1 Proto-Sound 3.0 \$949.95
Originally cataloged from 1927 - 1936



Lionel Lines (Two Tone Blue) - 408E Tinplate Electric Engine
11-2044-1 Proto-Sound 3.0 \$949.95



Lionel Lines (Dark Green) - 408E Tinplate Electric Engine
11-2042-1 Proto-Sound 3.0 \$949.95
Originally Cataloged between 1927 - 1936

For the entire decade of the 1920s, Lionel's catalog covers depicted Boys (capital "B," no girls allowed) playing with Lionel trains — except 1927. That year, just one item filled the entire cover: the new De-Luxe Twin-Super-Motor Electrically Controlled No. 408E, modestly advertised as "the world's finest model."

Just a few pages after introducing the locomotive, the catalog featured a three-page foldout with the new engine charging through an ink-black night, leading a four-car Pullman limited. This was Outfit No. 409E, "the World's Finest Electrically-Controlled Model Train. For beauty of design, for mechanical detail and precision, for electrical perfection and efficiency, for handsome and lasting enamel finish, there is not a model electric train in the world that compares with this — Lionel's supreme achievement." At the height of the Roaring Twenties, perfection could be purchased for \$82.50.

In reality, the 408E was a gussied-up version of the No. 402 electric that had debuted in 1923. Both engines, along with several lesser models in Lionel's lineup, were based on New York Central's S-Motors, the world's first mass-produced main line electric locomotives. By the 1920s, the S-Motors had been demoted to New York City commuter service and were a familiar sight at Grand Central Terminal.

Like the prototype, Lionel's 402 had a tiny, not-very-impressive rooftop pantograph, as the S-Motors were powered mainly through third-rail, not overhead, electrical pickup. To make the new 408E look more De-Luxe, and more like a mainline locomotive, Lionel's designers equipped it with two larger, collapsible brass pantographs, along with additional brass handrails and new red and green lights on each end, to complement the headlights.

But while the 408E reigned supreme in 1927, the next year it was upstaged by the 381E, Lionel's largest-ever Standard Gauge electric, based on the Milwaukee Road's magnificent EP-2 Bi-Polar mainline engines. The 381, however, had a fatal flaw. With only one motor and four driven wheels, it lacked the power to pull Lionel's top-of-the-line trainsets.

The 408E soon regained its place at the top of the Standard Gauge pecking order and, up through its last year of manufacture in 1934, Lionel's catalog writers reserved their highest superlatives for this model: "If the test of leadership is in performance, then this is the leader. The only model locomotive with twin motors — two motors giving double the power of any rival. And what a beauty, too." But by the following catalog, the handwriting was on the wall for Lionel's Standard Gauge line, and the 408E was gone.




Great Northern - 408E Tinplate Electric Engine
11-2046-1 Proto-Sound 3.0 \$949.95



Milwaukee Road - 408E Tinplate Electric Engine
11-2045-1 Proto-Sound 3.0 \$949.95

Lionel No. 318E Std. Gauge Electric

STD. GAUGE



The 318 was a classic of the tinplate era, a medium-priced engine produced in a variety of colors that remained in the Lionel catalog for twelve years, 1924-35 — a longer production run than perhaps any other tinplate loco. The 1925 catalog described the 318 as “Introduced in response to a great demand for a single-super-motor locomotive built on the lines of our 402, but smaller and contains many of the constructional features of the larger engine.” Like most Lionel Standard Gauge equipment, the 318 was sized according to price: it was about two-thirds the size of the more expensive twin-motored 402, although both engines ran on the same gauge track. Also in common with the 402 and a number of other Lionel engines, the 318 was based loosely on the prototype New York Central S-type boxcab — although the Lionel versions were less sharp-edged and arguably handsomer than the real thing.

The 318E (“E” for electronic reverse) returns to the Lionel Corporation Tinplate line in 2017 complete with contemporary Proto-Sound 3.0 electronics for a modern, state-of-the-art operating experience.

Lionel Lines (Two-Tone Girard Green) - 318E Tinplate Electric Engine
11-2048-1 Proto-Sound 3.0 \$499.95



Lionel Lines (Two Tone State Car Brown) - 318E Tinplate Electric Engine
 11-2050-1 Proto-Sound 3.0 \$499.95



Lionel Lines (Gray w/Brass Trim) - 318E Tinplate Electric Engine
 11-2049-1 Proto-Sound 3.0 \$499.95
 Originally cataloged from 1926 - 1933



Lionel Lines (Black) - 318E Tinplate Electric Engine
 11-2047-1 Proto-Sound 3.0 \$499.95
 Originally cataloged in 1929



Milwaukee Road - 318E Tinplate Electric Engine
 11-2051-1 Proto-Sound 3.0 \$499.95



New Haven - 318E Tinplate Electric Engine
 11-2052-1 Proto-Sound 3.0 \$499.95

Lionel Super 381 and State Car Sets



Pennsylvania - 3-Car Std. Gauge State Set
 11-40103 \$1199.95
 Set includes two Coaches and one Observation Car
 with detailed, lighted interiors.

Pennsylvania - Std. Gauge State Solarium Car
 11-40104 \$399.95



Milwaukee Road - Std. Gauge State Solarium Car
 11-40100 \$399.95



Pennsylvania - Std. Gauge State Coach
 11-40105 \$399.95



Milwaukee Road - Std. Gauge State Baggage Car
 11-40102 \$399.95
 Milwaukee Road - Std. Gauge State Coach (not shown)
 11-40101 \$399.95



Milwaukee Road - 3-Car Std. Gauge State Set
 11-40099 \$1199.95
 Set includes two Coaches and one Observation Car with detailed, lighted interiors.



STD. GAUGE

Pennsylvania - Std. Gauge Super 381 Electric Engine
11-2039-1 Proto-Sound 3.0 \$1299.95

By the mid-1920s, steam power was old hat, but electricity was still a new and magical technology. Lionel touted its electric trains as "More than a toy — AN ELECTRIC ACHIEVEMENT!" Out west, on a sparsely traveled mountainous railroad, General Electric Company and the Chicago Milwaukee and St. Paul Railway were trying to prove that electric power was the future of American railroading. Their five huge Bi-Polar electric locomotives had tamed the mountains like nothing before them and garnered national press coverage — especially with stunts like a 1924 "Battle of the Giants," in which a Bi-Polar easily won a tug-of-war against a pair of steam locomotives.

It was only natural, then, that Lionel would model its top-of-the-line locomotive on the Milwaukee Bi-Polar. The 381, introduced in 1928, was the largest and most elaborate of Lionel's Standard Gauge electrics. But it had a fatal flaw: its single-motor drive was inadequate to pull Lionel's top-end passenger cars, the State Set. The 381 was doomed to be forever categorized as a poor puller, and soon the State cars were led by the twin-motored, but more ordinary-looking 408E.

Consider, however, what might have been: At the same time the 381 was conceived, Lionel's designers built one sample of a "Super 381" — longer and more realistic than the production 381, and equipped with two motors. Whether the Super 381 was built in New Jersey or by the Italian toolmaking firm run by Mario Caruso, Lionel's works manager, is uncertain. What is certain is that the Super 381 was deemed too large for production, and it spent the next three decades stuffed and mounted in Lionel's New York City showroom, displayed alongside the legendary and even larger Brute. After the Lionel collection was broken up in 1960, the Super 381 moved through a succession of owners and resides today in a Pennsylvania museum.

Our replica of the Super 381 returns to the Lionel Corporation lineup for 2016, along with matching State cars so you can operate the State Set That Should Have Been. Equipped with two powerful motors, we offer the Super 381 decorated like the real-life Milwaukee Road Bipolar, as it might have looked on the Pennsy or New Haven electrified main lines, and as Lionel might have offered it in two-tone brown. Each version includes the 21st-Century features of Proto-Sound 3.0, including passenger station arrival and departure sounds, brake sounds, and speed control for steady speeds from a crawl to full throttle, regardless of hills and curves.

Note: This locomotive will not clear a tinplate Hell Gate Bridge.



STD. GAUGE

Milwaukee Road - Std. Gauge Super 381 Electric Engine
11-2038-1 Proto-Sound 3.0 \$1299.95

Lionel Super 381 and State Car Sets



Two-Tone Brown - 3-Car Std. Gauge State Set
11-40107 \$1199.95
Set includes two Coaches and one Observation Car with detailed, lighted interiors.

Two-Tone Brown - Std. Gauge State Solarium Car
11-40108 \$399.95



New Haven - Std. Gauge State Solarium Car
11-40116 \$399.95



Two-Tone Brown - Std. Gauge State Coach
11-40109 \$399.95



New Haven - Std. Gauge State Baggage Car
11-40118 \$399.95
New Haven - Std. Gauge State Coach (not shown)
11-40117 \$399.95



New Haven - 3-Car Std. Gauge State Set
11-40115 \$1199.95
Set includes two Coaches and one Observation Car with detailed, lighted interiors.




STD. GAUGE

Two-Tone Brown - Std. Gauge Super 381 Electric Engine
 11-2040-1 Proto-Sound 3.0 \$1299.95

Introduced in 1929 as the Transcontinental Limited, the Standard Gauge "State Cars" were arguably the best tinplate passenger cars ever built in the United States. European manufacturers of the same era were the only producers of comparably detailed cars. Selling for as much as one hundred dollars in the heart of the Great Depression, the original State Sets were valued possessions for anyone lucky enough to own one.

Each State Car featured a hinged roof, lighted interior, multiple layered window treatments, rotating seats, lavatories, and even working toilet lids! State Cars measured over 21 inches long, stood 7 inches high, weighed almost 6 pounds each, and were trimmed in brass. Our Lionel Corporation Tinplate State Cars reproduce the full glory of these most magnificent of tinplate passenger cars, at a fraction of what it would cost to obtain the originals — if you can find them. And our lineup includes a Solarium and Baggage Car that were not offered in the 1930s.



STD. GAUGE

New Haven - Std. Gauge Super 381 Electric Engine
 11-2041-1 Proto-Sound 3.0 \$1299.95

American Flyer No. 4696 “Brass Piper” Passenger Sets



Lehigh Valley - 3-Car Std. Gauge Presidential Set
11-40113 \$1199.95
Set includes one Combine, one Coach and one Observation Car with detailed, lighted interiors.



Lehigh Valley - Std. Gauge Presidential Diner
11-40114 \$399.95



Great Northern - 3-Car Std. Gauge Presidential Set
11-40111 \$1199.95
Set includes one Combine, one Coach and one Observation Car with detailed, lighted interiors.



Great Northern - Std. Gauge Presidential Diner
11-40112 \$399.95

STD. GAUGE

Lehigh Valley - 4696 Steam Engine
11-1043-1 Proto-Sound 3.0 \$999.95



STD. GAUGE

Great Northern - 4696 Steam Engine
11-1042-1 Proto-Sound 3.0 \$999.95

With not a touch of modesty, the 1931 American Flyer catalog introduced the firm's new steam engine: "The magnificent realistic wide gauge Steam type Locomotive Model 4696 is a faithful reproduction of the "crack" B. & O. Locomotive, President Washington. The faithful design is a striking example of scale reproduction. It is conceded by the most critical, to be the finest miniature model ever made." In fact this description had a lot of truth to it.

Of course Flyer, like Lionel with its 400E, ignored the fact that the prototype locomotive had one more set of drivers than the model. But Flyer's fully die-cast steamer with "innumerable brass details," "complete connecting rod and valve action" and a red light that "shines through the fire box gratings — just like on real locomotives" was arguably better proportioned and more accurately detailed than Lionel's 400E introduced the same year.

Flyer's new model, which collectors would later nickname the "Brass Piper," was the direct descendant of a groundbreaking Ives product. Just a few years earlier, the Lionel and American Flyer catalogs had not offered a single steam-type locomotive. At the 1928 Toy Fair, The Ives Manufacturing Corporation had introduced its startlingly realistic, die-cast No. 1134 steamer, based on the B&O's President Washington 4-6-2 Pacific.


But just months later, Ives had gone bankrupt and been sold at auction to Lionel and American Flyer. Flyer took advantage of the Ives tooling to add "3 New Massive Steam Type Trains" to its 1929 catalog — in the same year that Lionel introduced its sheet-metal-boilered 390E steamer with comically oversized drivers. Flyer's incarnation of the Ives model, numbered 4694, was a star of the catalog for two years, even gracing the cover of the 1930 edition. In hindsight, that cover appeared to preview the 4694's replacement, as it incorrectly depicted the engine with the additional details that would later appear on the Brass Piper.

In 1931, Flyer stepped up its game just in time to compete with Lionel's new 400E. Bumping the 4694 from the top of the line was the newly tooled 4696, touted as "America's Finest Steam Type Wide Gauge Locomotive." In many ways, the 4696 was a forerunner of what would become American Flyer's claim to fame after it was acquired by A.C. Gilbert a few years later: more realism and more prototypical proportions than competitive Lionel models. Cataloged from 1931 to 1935, the 4696 was introduced at a price of \$43.50, the equivalent of several weeks pay for an average worker, and a princely sum in the depths of the Great Depression.

Newly upgraded with Proto-Sound 3.0, our 2016 edition of this tinplate classic brings back all the magic of the original — along with features that a child of 1931 could only dream of, including synchronized puffing smoke, passenger station announcements or freight yard sounds, flickering LED firebox glow, and smooth, steady speeds from a crawl to full throttle.

Did You Know: Because Lionel trademarked the term "Standard gauge," Flyer and other manufacturers referred to the same gauge track as "Wide Gauge."

American Flyer No. 4696 Freight Sets



Pennsylvania - 4021 Caboose
11-30232 \$159.95

Waddell Coal - 4006 Hopper
11-30230 \$149.95

Shell - 4010 Tank Car
11-30227 \$149.95



New York Central - 4021 Caboose
11-30231 \$159.95

Blue Coal - 4006 Hopper
11-30229 \$149.95

Gulf - 4010 Tank Car
11-30228 \$149.95

New York Central - 4018 Automobile Car
11-30226 \$149.95





Pennsylvania - 4018 Automobile Car
11-30225 \$149.95




STD. GAUGE

New York Central - 4696 Steam Engine
11-1044-1 Proto-Sound 3.0 \$999.95

STD. GAUGE

Pennsylvania - 4696 Steam Engine
11-1045-1 Proto-Sound 3.0 \$999.95



Lionel No. 6 Passenger Sets



Baltimore & Ohio - 3-Car Std. Gauge Pullman Passenger Set
11-40095 \$699.95
Set includes one Combine, one Pullman and one Observation Car with detailed, lighted interiors.



Long Island - 3-Car Std. Gauge Pullman Passenger Set
11-40096 \$699.95
Set includes one Combine, one Pullman and one Observation Car with detailed, lighted interiors.



The introduction of the No. 6 steam locomotive in 1906, along with its smaller sibling, the No. 5, was a watershed event for the young Lionel Corporation. They were the company's first steam engines and its first models in a new size, audaciously named Standard Gauge. At 2 1/8" between the rails, Standard Gauge was smaller and more practical than Lionel's previous 2 7/8" gauge, and introduced 3-rail sectional track that could be assembled and disassembled without tools.

Catalog copy for the new engines indicated that Lionel was pursuing two different markets: animated window displays, where Joshua Lionel Cowen had started the business in 1900, and a newer interest in the toy market. The No. 6 was recommended "for those desiring a piece for a show window display, or for the added attraction to a showroom, or for a toy that is incomparable and will be appreciated all the time." It seems likely that the less realistic but more attention-getting brass and nickel-plated version, introduced in 1908 as the No. 6 Special and renamed the No. 7 in 1910, was initially aimed at the store display market.

In the hyperbolic language that was typical of the era, Lionel touted its model as "A thing of beauty and a joy forever" and "The most perfect miniature model ever placed on sale." It was in fact a pretty good replica of a 4-4-0 American-type steamer — the iconic American engine of the last half of the 19th century, and still a frequent sight on crack express trains when Lionel introduced its model. Over the course of its production run from 1906-1923, the No. 6 was offered with lettering for the Pennsylvania, Baltimore & Ohio, Boston & Maine, and New York Central & Hudson River Railroads. While it was replaced in later catalogs with models of more modern steamers, Lionel would never offer a Standard Gauge steamer with more than the No. 6 and 7's four drivers, due to the limits of Standard Gauge curves.

Re-live the excitement of the birth of Standard Gauge more than a century ago, with our No. 6 and the companion Pullman cars that went on sale in 1910. And with Proto-Sound 3.0, you can experience puffing smoke and sound effects that existed only in the imaginations of the original owners.

STD. GAUGE

Baltimore & Ohio - No. 6 Steam Engine
11-1038-1 Proto-Sound 3.0 \$899.95

Lionel No. 6 Passenger Sets



Strasburg - 3-Car Std. Gauge Pullman Passenger Set

11-40097 \$699.95

Set includes one Combine, one Pullman and one Observation Car with detailed, lighted interiors.



Pennsylvania - 3-Car Std. Gauge Pullman Passenger Set

11-40098 \$699.95

Set includes one Combine, one Pullman and one Observation Car with detailed, lighted interiors.

STD. GAUGE

Pennsylvania- No. 6 Steam Engine
11-1041-1 Proto-Sound 3.0 \$899.95



STD. GAUGE

Strasburg - No. 6 Steam Engine
11-1040-1 Proto-Sound 3.0 \$899.95



Std. Gauge Passenger Car Sets

STD. GAUGE



Two Tone Blue (Nickel Trim) - 3-Car Std. Gauge Blue Comet Set
11-40040 \$1099.95
Originally cataloged from 1935-1940



Two Tone Blue (Nickel Trim) - Std. Gauge Blue Comet Coach
11-40042 \$379.95



Two Tone Blue (Nickel Trim) - Std. Gauge Blue Comet Baggage Car
11-40041 \$379.95



Features:

- Baked Enamel Finish
- Stamped Steel Body and Chassis
- Metal Wheels and Axles
- Operating Metal Latch Couplers
- Overhead Interior Lighting
- Colorful, Attractive Paint Schemes
- Detailed Car Interior
- Stamped Metal Floor
- 3-Car Sets Feature: (2) Coaches, (1) Observation
- Brass Trim

STD. GAUGE




Blue & Silver - 3-Car Std. Gauge 300 Series Passenger Set
 11-40007 \$399.95
 Originally cataloged from 1926-1940

- Interior Illumination
- Set measures 43 1/2" x 3 1/8" x 5"

Lionel 200 Series Std. Gauge Freight




Hercules - No. 215-2 Std. Gauge 2-Dome Oil Car
11-30208 \$149.95



Cook's Paints - No. 215-2 Std. Gauge 2-Dome Oil Car
11-30207 \$149.95



Sterling Fuels - No. 215-2 Std. Gauge 2-Dome Oil Car
11-30205 \$149.95



Philadelphia Quartz Company - No. 215-2 Std. Gauge 2-Dome Oil Car
11-30206 \$149.95



Shell - No. 215-3 Std. Gauge 3-Dome Oil Car
11-30201 \$149.95



Celanese Chemicals - No. 215-3 Std. Gauge 3-Dome Oil Car
11-30203 \$149.95



Clark Oil - No. 215-3 Std. Gauge 3-Dome Oil Car
11-30204 \$149.95



Mazda Lamps - No. 215-3 Std. Gauge 3-Dome Oil Car
11-30202 \$149.95

Lionel 200 Series Std. Gauge Freight




Pennsylvania - No. 212-1 Std. Gauge Covered Gondola
11-30213 \$149.95



New York Central - No. 212-1 Std. Gauge Covered Gondola
11-30215 \$149.95



Great Northern - No. 212-1 Std. Gauge Covered Gondola
11-30216 \$149.95




Reading - No. 212-1 Std. Gauge Covered Gondola
11-30247 \$149.95



Union Pacific - No. 212-1 Std. Gauge Covered Gondola
11-30246 \$149.95



Pennsylvania - No. 216-1 Std. Gauge Covered Hopper
11-30209 \$149.95



Pittsburgh & Lake Erie - No. 216-1 Std. Gauge Covered Hopper
11-30210 \$149.95



Jack Frost - No. 216-1 Std. Gauge Covered Hopper
11-30211 \$149.95



General Electric - No. 216-1 Std. Gauge Covered Hopper
11-30212 \$149.95

Lionel 200 Series Std. Gauge Freight



Baldwin Locomotive Works - No. 211 Std. Gauge Flat Car w/Wheel Load
11-30219 \$149.95



Altoona Shops - No. 211 Std. Gauge Flat Car w/Wheel Load
11-30218 \$149.95



Lima Locomotive Works - No. 211 Std. Gauge Flat Car w/Wheel Load
11-30220 \$149.95



Chessie - No. 217-1 Std. Gauge Illuminated Bay Window Caboose
11-30221 \$159.95



New York Central - No. 217-1 Std. Gauge Illuminated Bay Window Caboose
11-30223 \$159.95

Lighted Caboose



Long Island - No. 217-1 Std. Gauge Illuminated Bay Window Caboose
11-30224 \$159.95



Union Pacific - No. 217-1 Std. Gauge Illuminated Bay Window Caboose
11-30222 \$159.95

Lionel 200 Series Std. Gauge Freight



Ivory & Peacock (Brass Trim) - No. 214R Std. Gauge Refrigerator Car
11-30241 \$149.95
Originally cataloged from 1929 - 1934



White & Blue - No. 214R Std. Gauge Refrigerator Car
11-30240 \$149.95
Originally cataloged from 1935 - 1937



Black w/Cream Windows & Doors - No. 219 Std. Gauge Derrick Car
11-30180 \$219.95



Pea Green - No. 212 Std. Gauge Gondola Car
11-30185 \$149.95



New York Central - No. 217 Std. Gauge Illuminated Caboose
11-30182 \$159.95



Pea Green & Red - No. 217 Std. Gauge Illuminated Caboose
11-30238 \$159.95
Originally cataloged from 1927 - 1931

Lighted Caboose



Light Olive Green & Dk. Olive Green - No. 217 Std. Gauge Illuminated Caboose
11-30239 \$159.95
Originally cataloged in 1926



Orange & Maroon - No. 217 Std. Gauge Illuminated Caboose
11-30237 \$159.95
Originally cataloged in 1926

Lionel 500 Series Std. Gauge Freight



Yellow & Brown - No. 514 Std. Gauge Box Car
 11-30045 \$119.95
 Originally cataloged from 1929 - 1939



Pennsylvania - No. 514 Std. Gauge Box Car
 11-30199 \$119.95



Cream & Orange - No. 514 Std. Gauge Box Car
 11-30016 \$119.95
 Originally cataloged from 1929 - 1939



White/Blue with Nickel Trim - No. 514R Std. Gauge Refrigerator Car
 11-30024 \$119.95
 Originally cataloged from 1929 - 1939



Ivory/Peacock with Brass Trim - No. 514R Std. Gauge Refrigerator Car
 11-30017 \$119.95
 Originally cataloged from 1929 - 1939



Railway Express Agency - No. 514R Std. Gauge Refrigerator Car
11-30195 \$119.95



Christmas - No. 514R Std. Gauge Refrigerator Car
11-30164 \$119.95



Pennsylvania - No. 515 Std. Gauge Oil Car
11-30168 \$119.95



Esso - No. 515 Std. Gauge Oil Car
11-30170 \$119.95



Texaco - No. 515 Std. Gauge Oil Car
11-30169 \$119.95

MÄRKLIN No. 2036 B Leipzig Station



No. 2036 B Leipzig Station (German)
10-1027 \$1149.95

- Stamped Metal Construction
- Fully Assembled
- Fully Painted
- Lighted Interior
- Works With Any AC Transformer
- Measures: 35 1/2" x 16" x 13 1/4"



In 1915, construction on Europe's largest terminal station was completed in the center of Leipzig City (Saxony). The new Main Station was in fact, a double station operated by two State Railroads before they were merged into the German Reichsbahn. The structure was huge, measuring 298 m (326 yd) in length and featured platform access to 26 tracks.

Naturally, this real-life station caught the attention of Märklin who wished to recreate its essence for the world of models and toys. Though delayed by WWI, two designs of the Leipzig station finally appeared in the 1919 - 1920 Märklin catalog as O Gauge and I Gauge tinplate gems.

Of course a full scale model would have been impossible to recreate. A 1:45 reproduction would have measured 6.70 m (22') in length. In those years, the size of toy train accessories was not determined by an exact scale factor, but by the gauge and the size of the railways. A station had to match the track and the trains and it had to give an impression of the prototype. And it had to show the harmony of the original by incorporating unique details of real life and play value within the world of toy trains. And the incognito "Leipzig" City Station had all these features — it was convincing and fascinating.

After WWII, the "Leipzig" Stations became more and more a favorite of collectors. Most lucky owners refuse to part with them,


so locating one today in good condition is difficult. As a result, their value has steadily increased. In recent years, some complete sets were sold at auction for over 20,000 Euro.

The return of the legendary "Leipzig" Station will find its way into collections and model railroads the world over. Sporting the looks of the original, the M.T.H. Leipzig Station carefully recreates all the details and features of the old O Gauge version No. 2036 B. Manufactured with tinplate construction techniques perfected by M.T.H. during its 34 years of tinplate manufacturing experience, this modern Leipzig station is officially licensed by Märklin and captures the awe and majesty of the original.

Märklin is a registered trademark of Gebr. Märklin & Cie GmbH

Lionel Accessories

No. 441 Std. Gauge Weigh Scale
11-90027 \$379.95
Measures: 29 1/2" x 9 1/2" x 4 3/4"
Originally cataloged from 1932-1936



“Oh Boy, what fun you can have with this ingenious accessory. It has a real beam scale accurately calibrated so you can weigh all of your rolling stock.”




No. 43 Runabout Boat
11-90053 \$449.95
Measures: 18" x 4 3/4" x 4 7/8"
Originally cataloged from 1938-1941

No. 43 Boat

This legendary tinplate accessory returns to life with our faithful recreation of the No. 43 Runabout, complete with clockwork motor and adjustable rudder like the original.

“A HUNDRED FEET A MINUTE! That’s the speed of the dashing Lionel Craft — the boats that have been winning races everywhere. But speed is not all you get — wonders of wonders, these boats actually steer themselves! They will run out in a straight line for about a hundred feet, then turn around automatically and come back toward the operator. Or for straight-away racing, the rudder can be locked so that the boat will speed ahead continually ... or travel ‘round in circles.’”



Lionel Accessories



Pea Green/Green/Yellow - No. 163 Freight Accessory Set
 11-90129 \$99.95
 Originally cataloged from 1930 - 1942



Green - No. 205 Std. Gauge Merchandise 3-Piece Container Set
 11-90126 \$129.95
 Originally cataloged from 1930 - 1935



Yellow - No. 205 Std. Gauge Merchandise 3-Piece Container Set
 11-90128 \$129.95



Pea Green/Peacock/Orange - No. 163 Freight Accessory Set
 11-90130 \$99.95
 Originally cataloged from 1930 - 1942



Black - No. 205 Std. Gauge Merchandise 3-Piece Container Set
 11-90127 \$129.95


Lionel Accessories




No. 550 Railroad Figure Set with Box
11-90124 \$99.95
Originally cataloged from 1932 - 1936



No. 550 Railroad Figure Set with Box
11-90125 \$99.95
Originally cataloged from 1932 - 1936



Gray & Red - #440 Signal Bridge & Control Panel
11-90088 \$299.95
Originally cataloged from 1932 - 1935



Silver & Red - #440 Signal Bridge & Control Panel
11-90087 \$299.95
Originally cataloged from 1932 - 1935

Lionel Accessories



Lionel Lines - No. 98 Coal Bunker
11-90123 \$179.95
Measures: 11 7/8" x 7 9/16" x 9 1/4"
Originally cataloged from 1939-1940



Classic operating accessories bring any tinsplate layout to life and our easy-to-wire and fun to use accessories are no exception. Just like the originals, each Lionel Corporation Tinsplate accessory comes completely assembled and is ready-to-use right out of the box.

Our No. 98 Coal Bunker accurately replicates the model produced by Lionel from 1939-1940 as a less expensive alternative to the No. 97 Motorized Coal Elevator. Instead of the No. 97's motorized (and noisy!) chain of buckets that lifted coal into the tower, the No. 98 features a chute for loading coal manually into the concealed coal bin. Like the original No. 98 (and 97 as well), our model features an electrically operated trap door for dumping coal into a waiting hopper or gondola.

Lionel & American Flyer Accessories



Recreating these iconic pieces with all of the same function and beauty as the original, Lionel Accessories are sure to add a touch of whimsy and nostalgia to any tinplate layout. From the Standard Gauge flag poles, to the crossing gate and coal bunker, these accessories are a must-have for anyone trying to recreate a traditional layout.

American Flyer - No. 4230 Roadside Flashing Signal
 11-90119 \$99.95
 Measures: 8 3/8" Tall
 Originally cataloged from 1928-1935



Light Green - No. 64 Street Lamp
 11-90042 \$29.95
 Measures: 6 3/4" Tall
 Originally cataloged from 1940-1942



Black - No. 154 Highway Flashing Signal
 11-90116 \$49.95
 Measures: 9 1/8" Tall
 Originally cataloged in 1942



Black - No. 153 Operating Block Signal
 11-90115 \$49.95
 Measures: 9 1/8" Tall
 Originally cataloged in 1942



Red & Aluminum - No. 152 Operating Crossing Gate
 11-90114 \$49.95
 Measures: 9" Tall
 Originally cataloged in 1942



AF Old Glory No. 2050 Flag Pole & Base
 11-90078 \$99.95
 Measures: 23 1/3" Tall
 Originally cataloged from 1928-1934

DCS™ ... SIMPLY THE BEST WAY TO RUN A RAILROAD™

DCS is **SIMPLE** to use.

It's **ACCESSABLE** from any iOS or Android smart phone, tablet or the included remote.

It can be **UPGRADED FOR FREE** over the Internet.

It can **DO MORE** for less money than other command control systems.

It's why you'll have **MORE FUN** operating your trains than ever before.



It can run over 5300* Proto-Sound® 2.0 & 3.0 engines and every TMCC®, EOB, or Legacy™ engine ever made — and run 99 of them at the same time, on the same track, independently, in command mode.

It can also **RUN ALL CONVENTIONAL AC LOCOMOTIVES** without the purchase of any additional hardware.

With the addition of an Accessory Interface Unit (AIU), it can **OPERATE ANY O SCALE ACCESSORY OR SWITCH**. It can **CREATE SCENES AND ROUTES** that are triggered with one push of a button.

* Number of different Proto-Sound 2.0 and 3.0 engines cataloged through the 2015 Volume 2 Catalog. While all Lionel TMCC features can be accessed by the DCS handheld remote, at present some Legacy features cannot be accessed by a DCS remote.

Learn More at www.lionelcorporation.com



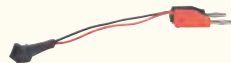
DCS WiFi Module
50-1034 \$179.95



TIU/TMCC - Legacy
6' Connector Cable
50-1032 \$24.95



Remote Commander Set
50-1033 \$59.95



TIU/Barrel Jack Adapter Cable
50-1017 \$10.95



6' Mini-to-Mini Cable
50-1009 \$9.95



DCS O Gauge Companion
Digital Book - 2nd Edition
60-1279 \$12.99



DCS Remote Control System
50-1001 \$349.95
DCS Remote Control - Handheld Unit
50-1002 \$169.95



DCS Track Interface Unit (TIU)
50-1003 \$199.95



DCS Accessory Interface Unit (AIU)
50-1004 \$119.95



Proto-Sound Battery
50-1008 \$11.95
Proto-Sound 2.0 Battery Charger
50-1019 \$19.95



AA NiCad Proto-Sound Battery
50-1024 \$11.95



24-Port Terminal Block
50-1020 \$37.95
12-Port Terminal Block
50-1014 \$27.95

DCS COMMANDER Get into DCS on a budget

Ideal for small layouts running two or three Proto-Sound 2.0 or 3.0 locomotives**. Learn more about it in the 2015 RailKing Train Set catalog — or use our online Product Search feature to see more information and read the instruction manual.



DCS Commander System
w/100 Watt Power Supply (shown)
50-1029 \$259.95
DCS Commander Controller
50-1028 \$179.95

**Requires Proto-Sound 2.0 or 3.0 locomotives with onboard 3-volt system, which can be identified by their square battery-charging jack; see the operator's manual for exact jack location.

{ 60 }

Run Lionel Corporation Tinplate Trains from your Smartphone



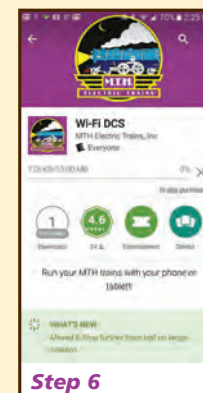
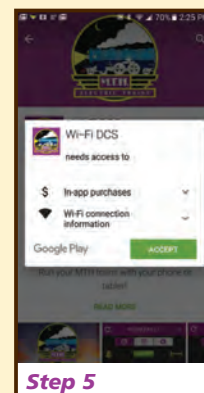
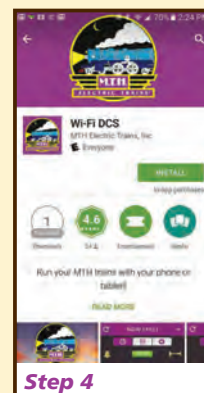
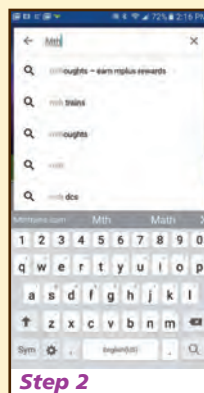

Let's Get Started!

1. Attach the antenna to module
2. Set the "MTH/Home" selector switch to HOME
3. Connect module to TIU with the included USB cable
4. Apply power to your TIU
5. Apply power to the WIU



Get The App and Install it on your Smartphone

1. Install the MTH DCS app from the App Store or Google Play.
2. Search for "MTH DCS."
3. Click on the Wi-Fi DCS Icon
4. Then select INSTALL.
5. Accept Any Permission Requests
6. Wait For App To Install



Make Sure Your Phones Wi-Fi is talking to the DCS WIU Wi-Fi Interface Unit

1. Go to **Settings/Wi-Fi** on your smartphone and connect it to the MTH device named **MTH_DCS-XXXX**.
2. You will be prompted for a password, use: **mthdcswifi**

Start Running Trains!

1. Open the DCS app and tap "Run My Trains"
2. Tap "Choose or Add an Engine" then tap "Add MTH Engine" and follow the prompts.
3. Tap "Start Up" and enjoy!

POWER UP with the Best Transformers in the Hobby

Whether you operate with conventional AC power or the M.T.H. Digital Command System (DCS), our UL-approved transformers offer the best way to power your layout. Choose the 100-watt Z-1000™ for a small- to medium-sized layout, or step up to the 400-watt, feature-laden Z-4000®, the most powerful UL-approved transformer in the hobby. All M.T.H. transformers offer:

- Incredibly smooth, wide range throttle for precise speed control
- Bell and whistle/horn buttons that work with all makes of locomotives
- Fast-acting circuit breakers to protect your equipment
- Continuous useable wave power output compatible with all AC-powered engines

Dual ammeters show how much current each throttle is using and warn of potential overloads

Bell and whistle-horn buttons compatible with all AC engines

Programming button for original Proto-Sound and QSI® AC sound systems

UL Approved, patented design for continuous and safe maximum allowable power output at a sustained 18 volts RMS at 10 amps.

Overload indicator

400 Watts!

Z-4000 Transformer
40-4000 \$479.95

Smooth-operating, wide-range **dual throttles**

Power-on indicator

Dual digital voltmeters show how much power you're putting on the track

Rear Panel Outputs

0-22 Volts Track Power (10 AMP) 10-Volt Accessory Power (3 AMP) 14-Volt Accessory Power (3 AMP) 0-22 Volts Track Power (10 AMP)

Accepts bare wires, spade lugs, or banana plugs (recommended) for easy connections


On-off switch with Accidental Startup Protection: If throttles are not in Off position when Z-4000 is turned on, no power will be applied to the track.

Direction button for each channel

Internal cooling fan



100 Watts



Z-1000 Transformer
40-1000 \$129.95
100-Watt Accessory AC Power Supply
40-1000A \$89.95
With 14 Volt Accessory Port




RailKing Controller Set
40-750c \$59.95

Includes Z-Controller, RealTrax lock-on (40-1003), RealTrax wire harness (40-1015)

Learn More About It
The instruction manual for every M.T.H. transformer is available at www.mthtrains.com. Just look up the transformer in our Product Search feature.

Lionel Standard Gauge Track


Green Base - Std. Gauge Switch
Right Hand 42" Diam.
11-99044 \$109.95
Green Base - Std. Gauge Switch
Left Hand 42" Diam.
11-99045 \$109.95



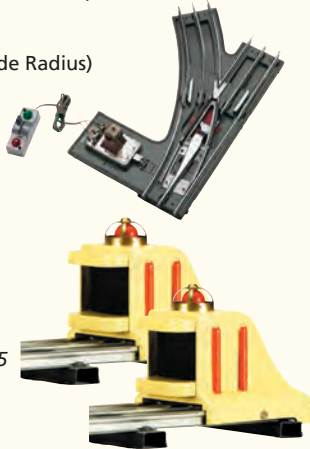
Green Base - Std. Gauge Switch (Wide Radius) - Right Hand 72"
11-99074 \$119.95
Green Base - Std. Gauge Switch (Wide Radius) - Left Hand 72"
Diam.
11-99075 \$119.95

Black Base - Std. Gauge Switch - Right Hand 42" Diam
11-99046 \$109.95
Black Base - Std. Gauge Switch - Left Hand 42" Diam.
11-99047 \$109.95

Black Base - Std. Gauge Switch (Wide Radius)
Right Hand 72"
11-99076 \$119.95
Black Base - Std. Gauge Switch (Wide Radius)
Left Hand 72"
11-99077 \$119.95



Std. Gauge #20 90° Crossover
11-99006 \$49.95
Originally Cataloged from 1917-1925




Std. Gauge #25 Illuminated
Track Bumpers
11-99029 \$59.95

Std. Gauge Track w/Roadbed -
Lighted Lockon
11-99004 \$6.99




O/Std. Gauge Tubular
Track Lighted Lockon
11-99021 \$5.99

O/Std. Gauge Tubular
Track Activation Device
(TAD)
11-99090 \$14.95



Std. Gauge Track - 1/2 Reg. Straight
11-99096 \$3.99



Std. Gauge Track - 14" Straight
11-99091 \$5.49



Std. Gauge Track - Straight w/Extra Ties
11-99092 \$5.99




Std. Gauge Track - 36" Straight
11-99098 \$9.99




Std. Gauge Track - 36" Extra Ties Straight
11-99099 \$10.99



Std. Gauge Track - 72" Dia. Wide Radius Curve
11-99094 \$5.99




Std. Gauge Track - 84" Dia. Curved
11-99095 \$6.99




Std. Gauge Track - 42" Dia. 1/2 Curved
11-99097 \$3.99




Std. Gauge Track - 42" Dia. Reg. Curved
11-99093 \$5.49




Std. Gauge Track w/Roadbed -
Adapter Track
11-99010 \$8.99




Std. Gauge Track w/Roadbed - 28" Straight
11-99003 \$12.99




Std. Gauge Track w/Roadbed -
Switch Adapter
11-99011 \$8.99




Std. Gauge Track w/Roadbed -
3.5" Straight
11-99018 \$4.99




Std. Gauge Track w/Roadbed -
7" Straight
11-99002 \$5.49




Std. Gauge Track w/Roadbed - 14" Straight
11-99001 \$6.49



Std. Gauge Track w/Roadbed -
42" Dia. Curve
11-99042 \$6.49



Std. Gauge Track w/Roadbed -
1/2 72" Dia. Curve
11-99073 \$5.99



Std. Gauge Track w/Roadbed - 72" Dia. Curve
11-99072 \$6.99



Std. Gauge Track w/Roadbed -
1/2 42" Dia. Curve
11-99043 \$5.49

Join the M.T.H. Railroaders Club

There are four different types of memberships, based on the tinplate gauge that most interests you.

Standard Gauge Tinplate Membership



11-30233 Lionel Corporation
No. 217 Std. Gauge Illuminated Caboose
Lionel Corp. 200 Series Membership is \$120.00



10-2247 MTHRC No. 217 Std. Gauge Illuminated Caboose
Tinplate 200 Series Membership is \$120.00

O Gauge Tinplate Membership



11-70155 Lionel Corporation
No. 2817 O Gauge Illuminated Caboose
Lionel Corp. 2800 Series Membership is \$90.00



10-8087 MTHRC No. 2817 O Gauge Illuminated Caboose
Tinplate 2800 Series Membership is \$90.00

As a member of the
M.T.H. RailRoders Club you'll receive:

Limited-Edition Club Car

Each year we produce beautifully decorated cars exclusively for our Club members. Members automatically receive the car that matches their Club membership (Standard Gauge or O Gauge) and have the option to collect other Club cars as well.

The CrossingGate™ Club Magazine

You will receive our full color Club magazines, jam-packed with product news, rail history, & step-by-step articles explaining how M.T.H. technology can bring your railroad to life.

1st Class Mailing of Lionel Corp. and M.T.H. Catalogs

Club Members get all of our catalogs earlier than other mailing list members, via First-Class mailings, so they can order from their local train store before the best items are sold out.

RailWare™ Software CD-ROM



Use your computer to design track layouts, search the database of all M.T.H. products, look at our past catalogs, listen to Proto-Sound® 3.0 train effects, & much more. This CD retails for \$79.95, but is yours FREE as a Club member.

Club Card & Lapel Pin

Show the world your membership in this elite group of model railroaders with your high-quality embossed membership card & beautiful enamel lapel pin.

Proto-Sound® 3.0 Upgrade Kits

Club members can save an additional 15% on these kits by visiting the MTHRC web page.

Basic Club Membership

The Basic Club Membership does not include a club car
60-1000 Basic Membership is \$25.00



Carry on the Tradition with Memorabilia and Collectibles

Exclusive Releases

You'll have the option to purchase uncataloged members-only engines and rolling stock, and take advantage of members-only discounts on select cataloged items.



Previous Year Club Cars
MTHRC members can still obtain earlier produced MTHRC cars by visiting the MTHRC pages on the website. Only MTHRC members can get these cars!

A Toy Train Story
This comprehensive book is a must for collectors & other lovers of toy trains. 350 pages & 1900 color photos, hard cover. Add this book to your membership for only \$25.00 (50% off the \$49.95 cover price)!



Tinplate Parts Guide

Ordering Tinplate Parts Has Never Been Easier

M.T.H. Electric Trains has published a FREE interactive parts guide for Std. Gauge and O Gauge tinplate products produced under the Lionel Corporation Tinplate and M.T.H. Tinplate Traditions product lines. Most of these parts will fit into original Lionel tinplate releases from the early 1900s.



The parts guide can be viewed online at the following link:


www.mthtrains.com/news/038

The interactive flip page format allows you to page through the guide as if you were turning the pages


of a printed catalog. We've created hot links for all the items allowing you to quickly open up each part's detail page on the M.T.H. website where you'll discover more about each item and have the ability to order the part directly from M.T.H. Electric Trains by clicking on the Buy It Now tab*.

The flip page format also allows viewers to search through the guide using key words, zoom in on items, print individual pages and email favorite pages to your friends and family. Tools for doing these tasks are all located in the toolbar on the left side of the flip page parts guide.

*The Buy It Now tab will only appear if the item is in-stock.



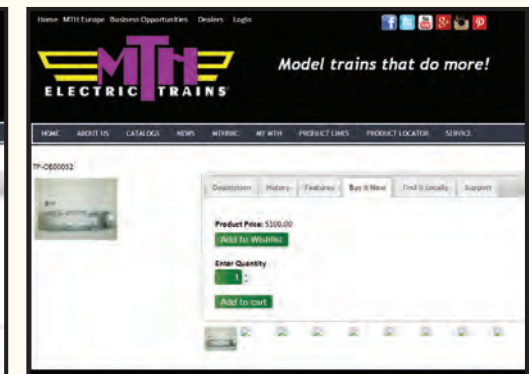
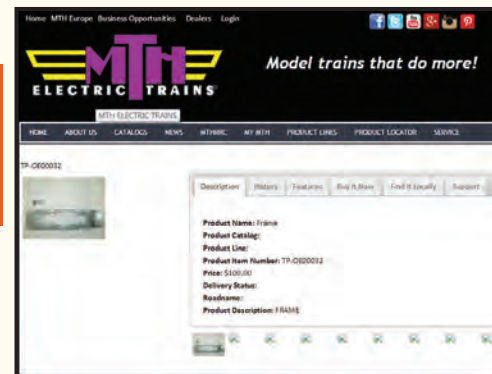
Use the interactive flip book to easily find the locomotive you need



Embedded website links easily direct you to each parts detail page on mthtrains.com



Use the "Buy It Now" tab to order the parts you need.



Win a FREE Train Set!

Sign Up for our **FREE** Online Newsletter,
and Enter to Win
a Train Set!



Visit us online at
www.lionelcorporation.com
and click on the "Contact Us" link to sign up!

LIONEL ELECTRIC TRAINS
MODEL RAILROAD ACCESSORIES
LIONEL CORPORATION TINPLATE

FIND US ONLINE



Scan this
QR code to see the
catalog online

