

LIONEL ELECTRIC TRAINS

MODEL RAILROAD ACCESSORIES

LIONEL CORPORATION TINPLATE

2009



THE TIME MACHINE PERFECTED



In any scale or gauge, model railroading can be a time machine, taking us back to the trains of another era and the world they inhabited. But only in tinsplate do the models themselves hark back to the toys of another period, the pre-World War II decades of the twentieth century.

Tinsplate trains are the toys of a time when silent movies and then radio were among the chief forms of entertainment — a period when playthings and entertainment were not intended to be realistic, but to serve as springboards for a child's imagination. In that world, the toy train was king; *Popular Mechanics* magazine called it “The One Toy That Guarantees a Happy Childhood.”

For nearly three decades, M.T.H. has been making Tinsplate Traditions™ reproductions that take you back to that era, to give you the same thrill a child had when he opened a box and became the luckiest kid on the block. But one thing has always been missing from our tinsplate time machines: authentic Lionel® and American Flyer® graphics on the models and the boxes they

come in. With the formation of Lionel Corporation, the time machine is now perfected.

Working together under the Lionel Corporation banner, Lionel Electric Trains and M.T.H. Electric Trains are producing the most exciting and fun-to-operate tinsplate trains ever made, featuring genuine Lionel and American Flyer graphics like the originals. With only a little imagination, you'll be able to have the experience described in the 1921 Lionel catalog:

I JUMPED FOR JOY

That's the happy message a lucky boy wrote us after he had been given a Lionel Electric Train by his parents. It will be the BIG JOY TIME of your youth when you open that nice box with its beautiful label and find inside—wrapped in soft tissue paper to keep it from getting marred—a splendid Lionel Electric Train with a “Multivolt” Transformer. Oh! Boy—Imagine it!

Traditional or 21st-Century Electronics

Lionel Corporation offers you the choice of enjoying tinsplate trains that perform just like new toys of eighty years ago, or updated with modern features and technology. Most of our locomotives are offered in both Traditional and Proto-Sound® 2.0 configurations.

Traditional versions don't just look like the pre-war originals; they operate like them, too. Traditional locomotives feature open-frame AC motors and mechanical E-units (reverse units) for operators who want to recreate the full tinsplate experience — complete with buzzing E-units, growling motors, and the smell of ozone in the air!

Proto-Sound 2.0 versions feature the same accurate, nostalgic appearance on the outside but 21st-Century technology inside. Proto-Sound offers today's tinsplate operator more features than a child of the 1920s or '30s ever dreamed of; turn to page 2 for details.





See 'Em in Action

We also offer you the choice of learning about our products through traditional or 21st-Century media — or both. In this and future catalogs, we're striving to recreate the excitement that a new catalog generated

nearly every year from the early 1900s through the onset of World War II. To help set the stage, we've included many



quotes from Lionel and American Flyer catalogs of the period; like the trains themselves, the language is often outlandish, colorful, and only loosely related to the real world.

In addition, you can explore Lionel Corporation products in a manner that would have seemed like science fiction to a child of the 1920s or '30s: seeing and hearing them in action on a computer screen perched on your desk or in your lap, on www.lionelcorporation.com. Close-up photos and action videos of many items in this catalog can be found on our site. On the home page, simply click "The Models" on the left-hand menu, enter the item number in the "Product Search" feature, and then scroll down the item page for detail photos and/or a link to an action video.

Where to Find 'Em

Reflecting the cooperative nature of the Lionel Corporation, a collaboration between Lionel Electric Trains and M.T.H., our products will be available from both Lionel and M.T.H. authorized dealers.

We invite you now to turn the page, step into our time machine, and enjoy the magic that was — and still is — tinsplate toy trains.



www.lionelcorporation.com

Table of Contents

Proto-Sound 2.0	2
Ready-To-Run Sets	
Standard Gauge	4
O Gauge	8
249E O Gauge Passenger Sets	12
Standard Gauge	
Presidential Set	14
390E	16
400E	18
O Gauge	
263E Sets	20
Streamline Train	22
Locomotives	
Big Brute	24
8E	26
Freight Cars	
200 Series	28
500 Series	31
2800 Series	34
200 Electric Express	36
Track	37
Transformers/DCS	38
Accessories	39
Club	48
Website	49

Locomotive Features

TINPLATE RAILROADING IS MORE FUN THAN EVER!

Whether you operate with a conventional transformer or in command mode with DCS™ (M.T.H.'s Digital Command System), the Proto-Sound 2.0 system available in most locomotives in this catalog offers more fun and excitement than you've ever seen in a tinplate train.

Vivid Engine Sounds

Proto-Sound features digital recordings with CD-quality playback. Press the transformer whistle/horn button to hear the wail of an electric locomotive horn or the melody of an authentic steam whistle. Press the bell button to alert passengers to your train's arrival or departure. With the optional DCS system, you can also tune each engine to your preference by individually adjusting bell, horn or whistle, and steam chuff or electric motor volume.

Station Sounds

Proto-Sound passenger engines offer Passenger Station Proto-Effects™, a complete arrival and departure sequence that you can activate from your transformer or DCS handheld. Freight engines include Freight Yard Proto-Effects, a symphony of freight terminal sounds.

Atmospheric Sounds

Crew conversations, the whoosh of a steam engine opening its cylinder cocks, and a host of other atmospheric sounds play automatically

at random when using a conventional transformer — or can be activated individually from the DCS handheld.

Speed Control and Slow Speed Capability

Original tinplate locomotives often had two speeds: fast and faster. Proto-Sound 2.0 locomotives can throttle down to a slow crawl, highball down the main line, or maintain any speed in between. And the Locomotive Speed Control built into Proto-Sound 2.0 acts like the cruise control on a car, keeping your train moving at the speed you select, regardless of hills and curves.



Great Smoke

Proto-Sound steam engines feature fan-driven ProtoSmoke™, the most powerful smoke system in the hobby. You can vary the intensity with the smoke "volume" control on the locomotive or remotely with a DCS handheld.

Synchronized Chuff and Puff

Like a real steam engine, Lionel Corp. steamers feature puffs of smoke and steam chuff sounds synchronized with the drive wheels. Better than any other model train, our locomotives portray the drama of a steam engine slowly chuffing and puffing as it pulls out of a station and gets up to speed. And steam chuff sounds vary automatically depending on how hard your engine is working.

Brake Sounds


Engine brakes squeal whenever you throttle back sharply or pull into a station. In DCS mode, you can trigger the brake sound with the Brake button on the DCS handheld.

Remote Uncoupling

Our O gauge Proto-Sound steam locomotives offer remote uncoupling anywhere on your layout, controlled from your transformer or DCS remote. The opening of the coupler is accompanied by the hiss of air hoses parting and the clank of the coupler opening.

Command Control

Add the M.T.H. Digital Command System (DCS) to your railroad and enjoy the command control capability built into every Proto-Sound 2.0 locomotive. Operate up to 99 engines on the same track at the same time with individual control over each engine. For more information on command control and DCS, see page 38 or click on the "DCS Fun!" tab on our Web site, www.lionelcorporation.com.



Product Features

"Ready-to-Run" Sets Include:

- Locomotive with Proto-Sound® 2.0, featuring passenger station or freight yard Proto-Effects™
- 3-car consist (O Gauge sets) or 2-car consist (Standard Gauge sets)
- O Gauge sets feature 31" x 51" 12-piece RealTrax® oval and RailWare™ interactive DVD with track layout software
- Standard Gauge sets feature 8-piece 42" circle of Standard Gauge track
- Lighted track Lock-On, with wires to connect with transformer
- UL-approved 100-watt Z-1000™ transformer

Sets not cataloged as "Ready-to-Run" include locomotive and cars only

Rolling Stock Features:

- Stamped steel body and chassis
- Baked enamel finish
- Colorful, attractive paint schemes
- Stamped steel trucks
- Metal wheels and axles
- Operating stamped steel or die-cast couplers (various coupler styles, as per original prewar models)
- Opening doors on reefers, boxcars, and cattle cars

Traditional Steam Locomotive Features:

- Die-cast chassis
- Stamped steel boiler, cab, and tender
- Baked enamel finish
- Colorful, attractive paint scheme
- Brass or nickel trim
- Metal wheels, axles, and gears
- Stamped steel tender trucks
- Track voltage operating headlight
- Open-frame AC motor
- Operating stamped steel or die-cast couplers (various coupler styles, as per original prewar models)
- Remotely controlled box-type Proto-Coupler™ (O gauge models only)

Traditional Electric Locomotive Features:

- Stamped steel body and chassis (unless otherwise noted)
- Baked enamel finish
- Colorful, attractive paint scheme
- Brass or nickel trim
- Metal wheels, axles, and gears
- Track voltage operating headlight
- Open-frame AC motor
- Operating stamped steel or die-cast couplers (various coupler styles, as per original prewar models)

Additional Features on Proto-Sound 2.0 Locomotives:

- Constant voltage headlight
- Precision flywheel-equipped can motor
- Locomotive speed control
- Synchronized puffing ProtoSmoke™ system (steam engines only)
- Proto-Sound® 2.0 with the Digital Command System (DCS™), featuring Passenger Station or Freight Yard Proto-Effects™

Full Feature Descriptions of Each Product Are Also Available Online

Not all products depicted in this catalog are production models. In some cases, the items pictured may be antique originals that have been altered digitally. All items' graphic features and content are subject to change after publication. All product features may be verified on their retail packages. M.T.H. Electric Trains is in no way affiliated with any of the railroads featured in this catalog.

©2009, M.T.H. Electric Trains, 7020 Columbia Gateway Drive, Columbia Maryland 21046-1532 www.mthtrains.com 410-381-2580
MTH Trademarks: The Lionel Corporation, M.T.H. Electric Trains®, M.T.H.®, MTH Railroaders Club™, Ives®, Loco-Sound™, Proto-Sound® 2.0, Proto-Speed Control™, Proto-Doppler™, Proto-Dispatch™, Proto-Cast™, ProtoSmoke™, Proto-Coupler™, Proto-Effects™, Z-750™, Z-4000®, Z-1000™, DCS™ and the MTH Numbering System and all others indicated throughout this catalog.

M.T.H.'s DCS Digital Command System has received U.S. Patent No. 6,457,681. M.T.H.'s Proto-Sound® 2.0 system has received U.S. Patent Nos 6,457,681 B1 (sound system), 6,457,681 B1 (Proto-Speed Control), 6,604,641 (Proto-Coupler), 6,280,278 (Proto-Smoke). M.T.H.'s RealTrax has received U.S. Patent No. 6,019,289. M.T.H.'s Z-4000 Transformer has received U.S. Patent Nos. 6,281,606 & 6,624,537.

Some images used in this publication © 2004 www.clipart.com Lionel®, TrainMaster Command Control®, TMCC®, Legacy®, CAB-1®, American Flyer® and Lionel Electric Trains® are registered trademarks of Lionel Trains L.L.C. Licensed By Lionel L.L.C. Text from original Lionel Catalogs is reprinted with Lionel L.L.C.'s express permission. All Rights Reserved.

Lionel Standard Gauge Ready-To-Run Sets

Standard gauge steam engines like the No. 384 in our ready-to-run sets were not scale models of real locomotives, but cartoon-like caricatures: wildly oversized drivers; bright brass, copper, and nickel trim; colorful, gleaming paint; and a cast iron frame topped by a sheet metal boiler and cab. These sets replicate the magic of the tinsplate trains that gladdened the heart of many a child in the early decades of the 20th century, and give you everything you need to begin your own tinsplate family tradition — all in one box. The rich colors of the Lehigh Valley passenger set are inspired by that railroad's famous Cornell Red and black paint scheme, while our Christmas set celebrates the colors of the season and is a great beginning for your own annual holiday tradition. Thanks to Proto-Sound 2.0 electronics, our 384 steamer delivers smoother operation than any original standard gauge locomotive, as well as huge plumes of puffing smoke — synchronized with the drivers' revolutions — and a clanging bell and wailing whistle guaranteed to delight children of all ages.

Illuminated passenger cars



Lehigh Valley - No. 384 Steam Passenger Set
11-5003-1 Proto-Sound 2.0 \$599.95

Lighted Caboose



Christmas - No. 384 Steam Freight Set
11-5002-1 Proto-Sound 2.0 \$599.95



Christmas - No. 514R Std. Gauge Refrigerator Car
11-30030 \$99.95




Christmas - No. 514 Std. Gauge Box Car
11-30031 \$99.95





Lehigh Valley - No. 339 Pullman
11-40005 \$149.95



Lehigh Valley - No. 332 Mail and Baggage Car
11-40004 \$149.95




Additional Standard Gauge Ready-To-Run Sets



New York Central - No. 384 Steam Freight Set
11-5004-1 Proto-Sound 2.0 \$599.95

Lighted Caboose



Red and Black- No. 514 Std. Gauge Box Car
11-30042 \$99.95



Stephen Girard Green - No. 339 Std.
Gauge Pullman
11-40002 \$149.95




Stephen Girard Green - No. 332 Std. Gauge
Illuminated Mail & Baggage Car
11-40003 \$149.95



Ready-to-Run Standard Gauge sets include everything you need to get started playing trains:

- No. 384 locomotive with Proto-Sound 2.0, including smoke, whistle, bell and dozens of additional sounds
- Two-car freight or passenger train
- 42" diameter circle of standard gauge track
- UL-approved 100-watt Z-1000 transformer — plenty of power for your train and additional accessories
- Lighted track lockon with hookup wires

Illuminated passenger cars




Black/Brass - No. 384 Steam Passenger Set
11-5001-1 Proto-Sound 2.0 \$599.95


Lionel O Gauge Ready-To-Run Sets

Like their larger standard gauge cousins on the previous pages, these O gauge sets headed by the 260E steamer embody the gleaming sheet metal beauty of the tinplate era. Lionel spared no hyperbole in introducing the original 260E locomotive in 1930: "Boys — here is the most remarkable "O" Gauge Steam Type Locomotive that has ever been produced. Dozens of blue prints and photographs of famous new locomotives from railroads all over the country were examined, and the best features of each were utilized by Lionel's Engineering Department in designing this locomotive. It is built for speed and power. It is low, long, graceful and sturdy. Complete with its Pacific type oil-burning tender, it represents a miracle of model railroad engineering. It will be the pride of every boy who owns one."

Unlike the original, our replica of the 260E produces huge plumes of puffing smoke as well as clanging bell, wailing whistle, and deep chuffing sounds appropriate for what Lionel called its "Mogul of the Rails." Our 260E is also outfitted with a "Box-Type" Proto-Coupler™ that can be remotely activated by the transformer to uncouple from its trailing three freight cars, each decorated with bright metal trim and colorful baked enamel paint. Each of these ready-to-run sets includes everything you need to get started playing trains.




*Both Sets Feature a
Lighted Caboose*




Christmas - 260E Steam R-T-R Freight Train Set
11-5501-1 Proto-Sound 2.0 \$599.95



Baltimore & Ohio - 260E Steam R-T-R Freight Train Set
 11-5502-1 Proto-Sound 2.0 \$599.95



Christmas - 2814R O Gauge Refrigerator Car
 11-70004 \$79.95




Christmas - 2800 Series O Gauge Tank Car
 11-70009 \$79.95

Additional O Gauge Ready-To-Run Sets




Gray/Nickel - No. 275W O Gauge Remote Control R-T-R Freight Train
11-6005-1 Proto-Sound 2.0 \$599.95




The No. 275W Remote Control Freight Train was headed in 1937 by the 263E steamer, an update of the earlier 260E with "elaborate, new driving gear"; its tender featured the remarkable Lionel whistle introduced two years earlier: "Railroad whistles by remote control are the greatest achievement in all Lionel's history of model building."

In addition to the 263E steam engine: a 2814 Series box car, 2812 Series gondola, 2817 Series caboose, 12-piece RealTrax oval, and a 100-watt power-supply controller comprise this freight train set.

Unlike the originals, however, this set includes features that a child in the 1930s could only dream about: synchronized puffing smoke, vibrant locomotive sounds, passenger station or freight terminal announcements, and a "Box-Type" Proto-Coupler™ on the tender that can be remotely activated from the transformer.



Orange w/Nickel Trim - 2815 O Gauge Oil Car
11-70007 \$79.95




Silver w/Nickel Trim - 2815 O Gauge Oil Car
11-70006 \$79.95

Lionel 249E O Gauge Passenger Sets

The Lionel catalog for 1936 introduced the new 249 as a “high speed powerful conventional locomotive with chrome plated trimmings and a wealth of embossed details.” While less elaborate and smaller than the 260E and its successor the 263, the 249 was nonetheless lauded in Lionel's catalog for its prototype accuracy. A picture looking forward from approximately the engineer's point of view noted that, “Looking alongside the new No. 249E gives the same picture a real engine would — with piping, air compressors, domes and drivers correctly proportioned, accurately detailed and brilliantly chromium plated.”

Sharing the same motor as its larger brethren, the 249 was offered until 1939 and was part of the last hurrah of tinplate. When the 249 disappeared from the line, the production of high-quality, sheet-metal trains had passed into history.


Relive the colorful final days of tinplate — with the added excitement that a child in the 1930s could only dream about: synchronized puffing smoke, vibrant locomotive sounds, passenger station terminal announcements, and a “Box-Type” Proto-Coupler™ on the tender that can be remotely activated from the transformer. You'll find all this and more with a 249 locomotive passenger set featuring colorful 600 series passenger cars.



Two-Tone Blue - 249E O Gauge Steam Passenger Train Set
11-6009-1 Proto-Sound 2.0 \$599.95



Black/Brass - 249E O Gauge Steam Passenger Train Set
11-6008-1 Proto-Sound 2.0 \$599.95



Gray w/Nickel - 249E O Gauge Steam Passenger Train Set
11-6010-1 Proto-Sound 2.0 \$599.95

American Flyer Standard Gauge President's Special

At the apex of the tinplate era, American Flyer's top-of-the-line set was the President's Special. Introduced in 1926 with lithographed passenger cars and a painted engine, by 1928 the Special had evolved into a totally embossed, painted set with brass window inserts and details, including an American eagle on the front pilot. While it lacked the interior furnishings of Lionel's best passenger cars, the Flyer set was nonetheless a magnificent train and, at \$75.00, noticeably less expensive than comparable Lionel offerings. American Flyer's advertising department spared no hyperbole in its 1930 catalog description of the train:

"America's finest miniature railroad train and the "crack" train of the American Flyer lines, modeled after the 20th Century — America's Finest! Rich and beyond mere words to express its fascinating beauty, the "President's Special," a four-car train, stands out in bold relief, distinctive and individual against all other miniature trains. It is 100" long. Fashioned carefully and skillfully by master craftsmen. It is illuminated with 15 Mazda lamps. In this masterpiece are included all the leading features demanded by young Americans in a De Luxe train, plus the most exclusive and unique fun-making American Flyer features.

"Everything you seek in this marvelous train is there — it has speed — it has stamina — it has matchless beauty and smartness of lines — it radiates richness in color scheme and boasts an array of solid brass and polished nickel trim found in no other train — Gross weight 40 lbs."

Our Lionel Corporation version brings back the glory of the President's Special as it was cataloged from 1928-1934, complete with the "Commander" locomotive ("modeled after the latest New York Central 12-wheeler") and illuminated club car, Pullman, diner, and observation. Add this set to your layout and you'll know what it felt like to be the luckiest kid in the neighborhood nearly eight decades ago.




"American Flyer"



Two-Tone Blue - Standard Gauge President's Special Locomotive
11-2008-0 Traditional \$799.95
11-2008-1 Proto-Sound 2.0 \$799.95



Two-Tone Blue - Standard Gauge President's Special Locomotive with Passenger Cars
 11-2007-0 Traditional \$1799.95
 11-2007-1 Proto-Sound 2.0 \$1799.95



Two-Tone Blue - Standard Gauge President's Special Passenger Cars (4-Car Set)
 11-40001 \$1199.95

Lionel 390E Standard Gauge Locomotive




In 1929, steam engines reappeared in the Lionel standard gauge lineup after a five-year absence. The catalog introduced the new 390E top-of-the-line steamer with typical Lionel modesty: "Just as **Lionel** Electric Locomotives are recognized throughout the world as the last word in Model Electric Railroad construction—so **Lionel** steam-type locomotives are, by far, the most magnificent and perfect of their type that have ever been offered to the boys of America. You have never before seen a Steam-Type Locomotive that is so perfect, so realistic, so striking a piece of mechanism as the New **Lionel**. It transcends in beauty of design, in excellence of construction, and in electrical and mechanical perfection, any model Steam-Type Loco that has ever been made."

Offered in both passenger and freight sets, the 390E was promoted the following year as one of "The Big Three-Aristocrats of the Lionel Fleet of Super Trains," alongside the 381E and 408E electric engines. The 390E's time in the limelight was brief, however, as in 1931 the new 400E bumped it from the top spot in the steam lineup, and the following year it was replaced as the second-tier steamer by the new 392E. The 390 had a momentary reprieve in the 1933 catalog leading a low-priced passenger set ("headed by a locomotive that has always been a favorite") — perhaps to clear out old stock — and then the once-perfect locomotive was gone forever.

During its short tenure, the 390E appeared in no less than five paint schemes, one of the most attractive being the two-tone green scheme with Stephen Girard green stripe shown here. Pair the 400E's little brother with the smaller 500-series freight cars as shown here and in sets in the 1929 and 1931 catalogs — "Powerful, large steam type locomotive in combination with well modeled and beautifully enameled freight cars. A realistic train that will give you hours and hours of fun."



*See matching 500-Series
freight cars on page 31-33*



Two-Tone State Green - No. 390 Steam Engine

11-1005-1 Proto-Sound 2.0 \$599.95
11-1005-0 Traditional \$599.95

Lionel 400E Standard Gauge Locomotives

“The largest and most powerful model locomotive ever built,” proclaimed the 1931 catalog that introduced the 400E. Lionel spared no hyperbole in announcing its new steam engine: “Never before in the history of model train building has such a powerful locomotive been offered the American boy. This new 400E is the master of them all — a veritable giant of the rails.”

“In its creation, Lionel engineers have faithfully reproduced in steel, copper, brass and nickel, all of those fine and minute details that are found only in the largest, most modern railroad engines. Its long, low lines, its beauty of color and design and its mechanical precision opens the door for every boy to greater fun and enjoyment.”


The catalog cover depicted a real engineer praising the model to a pair of knicker-clad boys: “Just like mine’ says Bob Butterfield, engineer of the 20th Century Limited.” Apparently the engineer of the New York Central 4-6-4 Hudson ignored the fact that the 400E was short one set of drivers, to enable it to negotiate standard gauge curves. The inside of the catalog featured three more engineers praising the realism of Lionel’s models, with the slogan “Lionel trains are the trains railroad men buy for their boys.”

While the 400E became best known for pulling the Blue Comet passenger set, it was also one of only two steamers to be cataloged with the large 200-series freight cars. A top-of-the-line 400E freight outfit would set you back \$72.50 in 1931 — about the same price as a train trip from Chicago to San Francisco, including a sixteen-day stay in the city by the bay. During the nine years it was cataloged, the 400E was offered in numerous variations of paint and trim, three of which are offered here.



Black w/Brass - 400E Tinplate Steam Engine

11-1001-1 Proto-Sound 2.0 \$899.95
11-1001-0 Traditional \$899.95



*See matching 200-Series
freight cars
on pages 28-30*



Dark Gunmetal w/Brass - 400E Tinplate Steam Engine

- 11-1003-1 Proto-Sound 2.0 \$899.95
- 11-1003-0 Traditional \$899.95



Dark Gunmetal w/Nickel - 400E Tinplate Steam Engine

- 11-1002-1 Proto-Sound 2.0 \$899.95
- 11-1002-0 Traditional \$899.95

Lionel 263E O Gauge Sets

Cataloged from 1936-1939, the O gauge 263E steamer was part of the last hurrah of tinplate — Lionel's final attempt to convince the boys of America that real steam engines had chrome-plated domes and bright brass piping. Even in the 1936 catalog that introduced the 263E, the future was apparent in the more-realistic all-black locomotives portrayed on the cover and the scale-sized Union Pacific streamliner inside. On this page we offer two sets that the 263E headed in the twilight of tinplate, in that 1936 catalog that combined both the past and the future of model railroading.

Outfit No. 283W, cataloged as "O Gauge Distant Control Passenger Train with Whistle," is led by "A long, sleek whistling locomotive. The Blue Comet in 'O' Gauge for the first time. One of the most beautifully proportioned models ever produced." For work train Outfit No. 277W, Lionel's copy writers were even more effusive: "There's a thrill a minute in the operation of this fascinating, whistling 'O' Gauge work train. With its derrick and floodlights, it can be put to a score of uses." Equipped with the sound, smoke, and speed control of Proto-Sound 2.0, our Lionel Corporation reproductions of these sets are even more fun to play with than the originals.




No. 277W Remote Control Work Train Outfit
11-6003-1 Proto-Sound 2.0 \$679.95




Two-Tone Blue - 263E O Gauge 2600 Series Passenger Set
11-6004-1 Proto-Sound 2.0 \$649.95


Two Tone Blue - 4-Car O Gauge 2600 Series Set
11-80001 \$399.95



Black w/Brass - 263E Tinplate Loco & Tender
10-6001-1 Proto-Sound 2.0 \$429.95



Two-Tone Blue - No. 2613 Series Pullman Car
11-80006 \$99.95



Two Tone Blue - 263E Tinplate Loco & Tender
11-6002-1 Proto-Sound 2.0 \$429.95

Lionel O Gauge M-10000

“Tomorrow's Train... TODAY!” heralded a Union Pacific brochure on the M-10000, America's first lightweight, streamlined, internal-combustion-powered passenger train. Lionel's model of the "Little Zip," introduced just months after the February 1934 debut of the prototype, could rightfully have been called "Tomorrow's Model Train Today!"

While Lionel's catalogs had long proclaimed that "Lionel trains and real trains differ only in size," that boast became fact with the introduction of the Streamline Train in the 1934 catalog. Lionel's designers had worked hand-in-hand with the Union Pacific to produce an accurate 1/45-scale replica of its new speedster. Although the model was largely made of brightly painted sheet metal like its tinsplate brothers in the 1934 catalog, it signaled their death knell. Within a few years, Lionel's catalogs would be filled with relatively accurate O gauge models like the Streamline Train, and the tinsplate era and standard gauge would be history.

Along with the new train, the 1934 catalog introduced larger radius (O-72) Model Builders Track, "without which no streamline train will function properly or realistically. The larger diameter has been scientifically determined to enable the train to travel over curved sections and retain its appearance of a single unit." Lionel's writers introduced the model itself with a similar 1930s mix of fact and hyperbole: "It's the sensation of model railroading! By every measurement, 1/45 actual size of that streamline beauty of the Union Pacific Railroad. This is the masterpiece of Lionel's engineers and craftsmen. Their greatest achievement in thirty-five years of model building."

Lionel Corporation proudly offers The Original Scale Model Streamliner, as it was called in the 1935 catalog, accurately reproduced in both the original Union Pacific colors and the relatively rare aluminum version, and including the additional fourth car featured in the set from 1936-1941.



Union Pacific (Yellow) - O Gauge Streamline Train
11-6007-1 Proto-Sound 2.0 \$799.95



Union Pacific (Aluminum) - O Gauge Streamline Articulated Baggage Car
(with One Vestibule)
11-80002 \$149.95



Union Pacific (Yellow) - O Gauge Streamline Articulated Baggage Car (with One Vestibule)
11-80003 \$149.95

New! Baggage car is an addition to the cars originally offered by Lionel



Union Pacific (Aluminum) - O Gauge Streamline Train
 11-6006-1 Proto-Sound 2.0 \$799.95



Union Pacific (Aluminum) - O Gauge Streamline Articulated Coach
 (with One Vestibule)
 11-80004 \$149.95




Union Pacific (Yellow) - O Gauge Streamline Articulated Coach (with One Vestibule)
 11-80005 \$149.95

The Lionel Brute

In an age of outlandish advertising copy, the "Brute" surely would have inspired some of the greatest flights of fancy ever to grace a catalog page — had it ever been manufactured. Hand-built in Italy around 1927, most likely by Lionel's Societa Meccanica La Precisa tool and die works, the Brute was a pre-production model of what would later become Lionel's largest and flashiest Standard Gauge electric, the 381E.

But even for the Roaring Twenties, the Brute was a bit over the top. At 28" in length — a foot longer than the production 381E — this was a toy that few children could even pick up. Like Lionel, other tinplate manufacturers built electric locomotives based on the Milwaukee Road's Bi-Polar electrics, but only the Brute duplicated the actual engine's articulated body. Equipped with three motors, the Brute was designed to run on special track more than 3" wide. Impractical but incredibly impressive, the one-of-a-kind engine was displayed in Lionel's showroom for many years before passing into the hands of renowned train collector Bill Vagell. He had the model plated to better preserve it, and the Brute later moved into other train collections.

New for 2009, Lionel Corporation introduces this first-ever replica of one of tinplate's legendary locomotives, offered with three motors in as-built green livery or plated as the model exists today. While the original Brute never turned a wheel on an actual layout, we've engineered our model to run on Standard Gauge track so you can experience what Joshua Lionel Cowen dreamed of: the Brute heading up a string of tinplate varnish as it was intended to do.



Zinc Chromate - Brute Electric Engine
11-2009-1 Standard Gauge Proto-Sound 2.0 \$1499.95
11-2009-0 3.25" Gauge (Non-Powered) \$1499.95



Learn More About the Brute!

CLASSIC TOY TRAINS MAGAZINE

The Brute stops here

Following a famous Lionel locomotive for 84 years
by Roger Corp

Check out this Classic Toy Trains article online. Click "The Models" on our home page and enter the Brute's item number in the Product Search feature.

**28 Inches Long!
The Largest
Standard-Gauge Engine
Ever Produced!**



- Green** - Std. Gauge Brute Electric Engine
- 11-2010-1 Standard Gauge Proto-Sound 2.0 \$1499.95
- 11-2010-0 3.25" Gauge (Non-Powered) \$1499.95

Lionel No. 8E Standard Gauge Electric Engine





Loosely based on a New York Central boxcab, the No. 8 was Lionel's lowest-priced Standard Gauge engine. But even this bottom-of-the-line model had flash and charm. Twin headlights allowed for night running, and a pantograph, whistle, and handrails adorned the roof. A brass insert, sometimes painted in a contrasting color, provided the window frames, number boards, and ventilator inserts on each side. Each pilot had flag holders, and shiny air tanks, journal boxes, and springs decorated the frame. The 1925 catalog extolled the virtues of the new addition to the line: "This locomotive contains the latest Super-Motor and is one of the very latest types of electric locomotives now being used on big electrified railroads." A new No. 8 with manual reverse would set a boy or his parents back \$11.50 in 1925. The 8E, with electric reverse, was introduced the following year at \$17.75. Both the manual and electric reverse models remained in the catalog through 1932, and were produced in a myriad of colors.

The No. 8E joins the Lionel Corporation lineup in several authentic colors, as well as an orange scheme that, while not originally offered on the 8E, was popular on other Lionel box cab electrics. Enjoy the clatter of a 1920s tinplate engine with a Traditional model with open-frame motor, or experience the sounds, cruise control, and other features of Proto-Sound 2.0.





Orange - No. 8E Std. Gauge Electric Locomotive
 11-2005-1 Proto-Sound 2.0 \$499.95
 11-2005-0 Traditional \$499.95

Dark Olive Green - No. 8E Std. Gauge Electric Locomotive
 11-2004-1 Proto-Sound 2.0 \$499.95
 11-2004-0 Traditional \$499.95



Red & Cream - No. 8E Std. Gauge Electric Locomotive
 11-2006-1 Proto-Sound 2.0 \$499.95

Olive Green - No. 8E Std. Gauge Electric Locomotive
 11-2003-1 Proto-Sound 2.0 \$499.95
 11-2003-0 Traditional \$499.95



Peacock & Orange - No. 8E Std. Gauge Electric Locomotive
 11-2002-1 Proto-Sound 2.0 \$499.95
 11-2002-0 Traditional \$499.95

Mojave - No. 8E Std. Gauge Electric Locomotive
 11-2001-1 Proto-Sound 2.0 \$499.95
 11-2001-0 Traditional \$499.95

Lionel 200 Series Freight Cars

In 1926, Lionel replaced the primitive-looking large-size freight cars it had cataloged for 20 years with the new 200-series standard gauge cars: "Not only are these new cars patterned after the big all-steel cars that carry freight across the country, but they incorporate many original and exclusive features of design that only Lionel can carry out to such perfection... The illustrations clearly show that every known type of modern car is faithfully reproduced by us. It is great fun to convert your 'Lionel Standard' Passenger Train into a big Freighter by adding an assortment of these well-built and handsomely finished cars." The 200-series cars were cataloged as "for use with Locomotives Nos. 380E, 381E, 402E, 408E and 400E," although on one occasion, in the 1930 catalog, they appeared in a De-Luxe set with the smaller 390E steamer.



White & Blue w/ Nickel Trim - No. 214R Std. Gauge Refrigerator Car
11-30008 \$129.95



Yellow & Brown w/ Nickel Trim - No. 214 Std. Gauge Box Car
11-30007 \$129.95



Cream & Orange w/ Brass Trim - No. 214 Std. Gauge Box Car
11-30006 \$129.95



Terra Cotta/Pea Green w/ Brass Trim - No. 213 Std. Gauge Cattle Car
11-30005 \$129.95



Cream & Maroon w/ Nickel Trim - No. 213 Std. Gauge Cattle Car
11-30004 \$129.95

Lionel 200 Series Freight Cars



Maroon w/ Brass Trim - No. 212 Std. Gauge Gondola Car
11-30021 \$109.95



Green w/ Nickel Trim - No. 212 Std. Gauge Gondola Car
11-30022 \$109.95



Silver w/ Nickel Trim - No. 215 Std. Gauge Oil Car
11-30009 \$129.95



Ivory w/ Brass Trim - No. 215 Std. Gauge Oil Car
11-30011 \$129.95



Red w/ Nickel Trim - No. 216 Std. Gauge Coal Car
11-30012 \$129.95

Pea Green w/ Brass Trim - No. 215 Std. Gauge Oil Car
11-30010 \$129.95




Mojave w/ Nickel Trim - No. 218 Std. Gauge Dump Car
11-30035 \$139.95

Mojave w/ Brass Trim - No. 218 Std. Gauge Dump Car
11-30036 \$139.95



Dark Green w/ Brass Trim - No. 216 Std. Gauge Coal Car
11-30048 \$129.95



Maroon w/ Nickel Trim - No. 221 Series Std. Gauge Ore Car
11-30040 \$119.95

Maroon w/ Brass Trim - No. 221 Series Std. Gauge Ore Car
11-30041 \$119.95


Lionel 200 Series Freight Cars



Orange & Maroon - No. 217 Std. Gauge Illuminated Caboose
11-30013 \$139.95



Red w/ Nickel Trim - No. 217 Std. Gauge Illuminated Caboose
11-30014 \$139.95



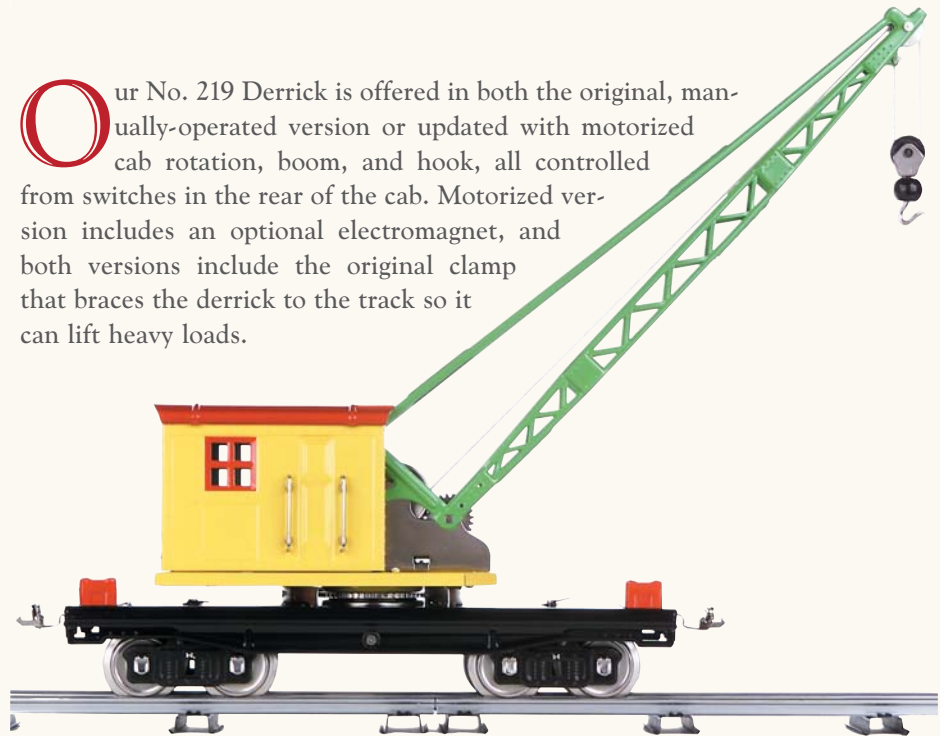
White w/ Brass Trim - No. 219 Std. Gauge Operating Derrick Car
11-30037 \$199.95

White w/ Brass Trim - No. 219 Std. Gauge Motorized Derrick Car (not shown)
11-30050 \$379.95



Black w/ Nickel Trim - No. 211 Std. Gauge Flat Car w/Wood Load
11-30034 \$119.95

Black w/ Brass Trim - No. 211 Std. Gauge Flat Car w/Wood Load
11-30033 \$119.95



Yellow w/ Nickel Trim - No. 219 Std. Gauge Motorized Derrick Car
11-30039 \$379.95

Yellow w/ Nickel Trim - No. 219 Std. Gauge Operating Derrick Car (not shown)
11-30038 \$199.95

Our No. 219 Derrick is offered in both the original, manually-operated version or updated with motorized cab rotation, boom, and hook, all controlled from switches in the rear of the cab. Motorized version includes an optional electromagnet, and both versions include the original clamp that braces the derrick to the track so it can lift heavy loads.

Lionel 500 Series Freight Cars



Peacock w/ Brass Trim - No. 512 Std. Gauge Gondola Car
11-30043 \$79.95



Green w/ Nickel Trim - No. 512 Std. Gauge Gondola Car
11-30044 \$79.95



Yellow & Brown w/ Nickel Trim - No. 514 Std. Gauge Box Car
11-30045 \$99.95



Ivory/Peacock with Brass Trim - No. 514R Std. Gauge Refrigerator Car
11-30017 \$99.95



White/Blue with Nickel Trim - No. 514R Std. Gauge Refrigerator Car
11-30024 \$99.95



Cream/Orange with Brass Trim - No. 514 Std. Gauge Box Car
11-30016 \$99.95

Introduced in 1927, a year after the larger 200-series cars, the 500-series standard gauge freight cars were basically scaled-down, less expensive versions of their big brothers — although the 500 series had an arguably handsomer caboose. Lionel took care to emphasize that the 500 series — intended for use with Locomotives Nos. 8E, 9E, 10E, 381E, 384E, 385E, 1835E, 390E, and 392E — was built to the same lofty standards as the rest of the line: “Let us repeat that all Lionel Freight Cars are of steel construction throughout. The fittings, such as hand rails, hand brakes, steps, ladders and inserted panels are all made of brass, highly polished. Wheels, journals and axles are of heavily nicked steel. Beyond doubt, these cars reach the peak of perfection in model railroading rolling stock.”

Lionel 500 Series Freight Cars



Green/Orange w/ Brass Trim - No. 513 Std. Gauge Cattle Car
11-30015 \$99.95



Cream/Maroon w/ Nickel Trim - No. 513 Std. Gauge Cattle Car
11-30023 \$99.95



Light Green w/ Nickel Trim - No. 520 Std. Gauge Floodlight Car
11-30028 \$129.95



Terra Cotta w/ Brass Trim - No. 520 Std. Gauge Floodlight Car
11-30029 \$129.95



Terra Cotta w/ Brass Trim - No. 515 Std. Gauge Oil Car
11-30018 \$99.95



Silver w/ Nickel Trim - No. 515 Std. Gauge Oil Car
11-30025 \$99.95

Lionel 500 Series Freight Cars



Red with Brass Trim - No. 516 Std. Gauge Coal Car
11-30019 \$119.95



Red w/ Nickel Trim - No. 516 Std. Gauge Coal Car
11-30026 \$119.95



Black w/ Nickel Trim - No. 511 Std. Gauge Flat Car
11-30047 \$99.95

Black w/ Brass Trim - No. 511 Std. Gauge Flat Car
11-30046 \$99.95



Pea Green/Red w/ Brass Trim - No. 517 Std. Gauge Illuminated Caboose
11-30020 \$119.95




Red w/ Nickel Trim - No. 517 Std. Gauge Illuminated Caboose
11-30027 \$119.95

Lionel 2800 Series Freight Cars

Along with its top-of-the-line standard gauge freight cars, Lionel upgraded its high-end O gauge freight line in 1926: "In designing this marvelous new series of Lionel 'O' Gauge Freight Cars, our aim has been to express the individuality of every type of commercial freight car used on all railroads. Many new features never before carried out to such perfection are apparent in these cars." Catalog numbers, initially in the 800 series, were changed to 2800 series when new automatic box couplers were added in 1938.



Cream/Orange w/ Brass Trim - 2814 O Gauge Box Car
11-70002 \$79.95



White & Brown w/ Nickel Trim - 2814R O Gauge Refrigerator Car
11-70003 \$79.95



Red & Green w/ Brass Trim - 2817 O Gauge Caboose
11-70008 \$89.95



Ivory/Peacock w/ Brass Trim - 2814R O Gauge Refrigerator Car
11-70005 \$79.95



Silver w/ Brass Trim - No. 2815 O Gauge Oil Car
11-70016 \$79.95


Lionel 2800 Series Freight Cars



Terra Cotta & Pea Green w/Nickel Trim - No. 2813 O Gauge Cattle Car
11-70010 \$79.95



Olive Green w/Brass Trim - No. 2816 O Gauge Coal Car
11-70014 \$79.95



Silver w/Nickel Trim - No. 2811 O Gauge Flat Car
11-70012 \$69.95



Red w/Nickel Trim - No. 2816 O Gauge Coal Car
11-70013 \$79.95



Maroon w/Brass Trim - No. 2811 O Gauge Flat Car
11-70018 \$69.95



Terra Cotta w/Brass Trim - No. 2820 O Gauge Floodlight Car
11-70015 \$89.95



Terra Cotta & Maroon w/Brass Trim - No. 2810 O Gauge Derrick Car
11-70017 \$179.95




Green w/Nickel Trim - No. 2812 O Gauge Gondola Car
11-70011 \$69.95

No. 200 Electric Express

The first Lionel train was not a toy, but an "electric novelty." The twentieth century had just begun, electricity was still a technological wonder, and Joshua Lionel Cowen was in his early twenties when he started selling shopkeepers the battery-powered *Electric Express* with a circle of track. The idea was that customers would put goods — jewelry, for example — in the self-powered wooden gondola, and the novelty of the electric car running around their store window would attract shoppers.

Customers, however, began playing with the *Electric Express*, so Cowen added a trolley to the line and went into the toy business — tentatively. The earliest catalogs were titled "Miniature Electric Cars with full accessories for Window Display and Holiday Gifts." Cowen also felt it necessary to reassure merchants that electric toys were safe to play with: "The word 'electric' does not always stand for a power dangerous to handle. It is true of current sufficiently powerful to operate large street cars and big machinery but as applied to our models (only a few dry batteries or in connection with the house lighting circuit) it is totally impossible to experience the slightest shock."

Our model accurately recreates Lionel's first train, the 1901 version (Type I) of the No. 200 *Electric Express*. The body is a simple wooden box about 15" long with a motor-man's controller; not until the following year would the Type II version feature brass corner braces and end steps, as well as a longer body. (Some of the few surviving No. 200's bear Cowen's initials on the bottom in his own hand, making it likely they were assembled by the young entrepreneur himself.) Like the original, our model rides atop a cast metal frame housing the motor, and is supplied with a circle of 2 7/8" gauge track. Unlike the original, however, this *Electric Express* can be powered from any standard AC transformer.



No. 200 Electric Express (Type I)

11-2012-0

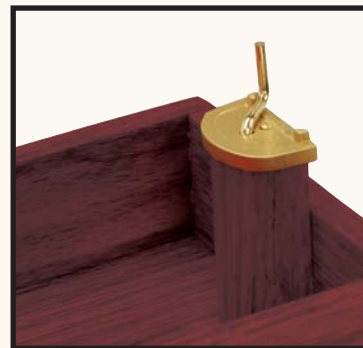
\$499.95

Supplied with 34" diameter circle of 2 7/8" gauge track

11-2012-3 (Non-Powered)

\$299.95

For collectors wanting a non-operating display model, the No. 200 is also offered in a less-expensive, non-powered version.



Standard Gauge Track

Standard gauge fans can find the classic look of traditional tinplate track and switches only in the Lionel Corporation lineup. And for tinplate railroading under the Christmas tree or on rugs or floors, check out our new Standard Gauge RealTrax® with built-in roadbed, which helps keep floor dust and debris away from wheels and motors. RealTrax can be mated with traditional track and switches using the 11-99010 Adapter Track. Traditional-style switches have lighted switch lanterns and state-of-the-art motors and switch controllers, ensuring that they will function flawlessly for years to come. Traditional track is fully compatible with original standard gauge track.

Green Base - Std. Gauge Switch - Right Hand 42"

11-99044 \$89.95

Green Base - Std. Gauge Switch - Left Hand 42"

11-99045 \$89.95

Green Base - Std. Gauge Switch (Wide Radius) Right Hand 72"

11-99075 \$99.95

Green Base - Std. Gauge Switch (Wide Radius) - Left Hand 72"

11-99074 \$99.95

Black Base - Std. Gauge Switch Right Hand 42"

11-99046 \$89.95

Black Base - Std. Gauge Switch Left Hand 42"

11-99047 \$89.95

Black Base - Std. Gauge Switch Right Hand 72"

11-99076 \$99.95

Black Base - Std. Gauge Switch Left Hand 72"

11-99077 \$99.95

Std. Gauge Track Lighted Bumpers (2)

11-99024 \$49.95

O/Std. Gauge Lighted Lockon

11-99021 \$4.99

RealTrax - Lighted Lockon


11-99004 \$5.99

Track Activation Device

11-99090 \$12.95

Std. Gauge 90° Crossover

11-99006 \$49.95



Std. Gauge Track - 1/2 Reg. Straight

11-99096 \$2.99



Std. Gauge Track - 14" Reg. Straight

11-99091 \$4.49



Std. Gauge Track - Straight w/Extra Ties

11-99092 \$4.99



Std. Gauge Track - 36" Reg. Straight

11-99098 \$7.99



Std. Gauge Track - 36" Extra Ties Straight

11-99099 \$8.99



Std. Gauge Track - 72" Wide Radius Curve

11-99094 \$4.99



Std. Gauge Track - 42" Reg. Curved

11-99093 \$4.49



Std. Gauge Track - 84" Dia. Curved

11-99095 \$5.49



Std. Gauge Track - 42" Reg. 1/2 Curved

11-99097 \$2.99




Std. Gauge RealTrax - 28" Straight

11-99003 \$9.99



Std. Gauge RealTrax - 14" Reg. Straight

11-99001 \$4.99




Std. Gauge RealTrax - 1/2 Straight

11-99002 \$4.49

Std. Gauge RealTrax - Adapter Track


(Not Shown)

11-99010 \$8.99



Std. Gauge RealTrax - 42" Curve

11-99042 \$4.99



Std. Gauge RealTrax - 72" Curve

11-99072 \$5.99



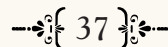
Std. Gauge RealTrax - 1/2 42" Curve

11-99043 \$4.49



Std. Gauge RealTrax - 1/2 72" Curve

11-99033 \$4.49



NEW! Standard gauge track with built-in roadbed

Transformers

While the Z-1000™ that comes with every Lionel Corporation Tinplate Ready-To-Run set provides plenty of power to operate your set and several accessories, you'll find as you add more track, cars, and accessories to your layout that you may need more power to keep everything running. Fortunately, we have you covered.

If you want to power up gradually, you can purchase additional 100-watt Z-1000 transformers as the need arises. Featuring a U.L.-approved design, the Z-1000 utilizes a separate controller that contains a super-smooth throttle control as well as bell, horn and direction buttons that can operate any manufacturer's locomotives and sound systems — including Proto-Sound-equipped steam, diesel and electric locomotives.

If you want to max out your power potential, the 400-watt Z-4000® is the most powerful transformer to receive the UL-listing for the model railroading hobby. The Z-4000 has two separate throttles to let you power two different tracks, and it has two fixed power outputs you can use for operating accessories. A single Z-4000 will power a lot of layout.



Z-1000 Transformer
40-1000 \$99.95

Why the U.L. Listing?



Z-4000 Transformer
40-4000 \$429.95

M.T.H. Electric Trains is committed to manufacturing safe, U.L. approved transformers and power supplies. By subjecting our transformers to the strenuous tests and requirements of the U.L. laboratories, M.T.H. helps ensure that these products meet the same requirements as other consumer electronics sold today. When choosing a new transformer, model railroaders should only look for those that have received a U.L. listing.

DCS™ ... SIMPLY THE BEST WAY TO RUN A RAILROAD™



THIS REMOTE IS **SIMPLE**.

IT FEATURES **INTUITIVE MENUS**.

IT CAN BE **OPERATED EASILY WITH ONE HAND**.

IT CAN BE **UPGRADED FOR FREE OVER THE INTERNET**.

It can run 900* Proto-Sound® 2.0 engines and every Lionel®, Atlas, Weaver, and Third Rail TMCC®, EOB, or Legacy™ engine ever made — and run 99 of them at the same time, on the same track, independently, in command mode.

It can also **RUN ALL CONVENTIONAL AC LOCOMOTIVES** without the purchase of any additional hardware.

With the addition of an Accessory Interface Unit (AIU), it can **OPERATE ANY ACCESSORY OR SWITCH**.

It can **CREATE SCENES AND ROUTES** that are triggered with one push of a button.

LEARN MORE AT WWW.MTHTRAINS.COM

* Number of different Proto-Sound® 2.0 engines cataloged through the 2009 Lionel Corporation tinplate catalog.

While all TMCC features can be accessed by the DCS handheld remote, at present some Legacy features cannot be accessed by the DCS remote.



DCS Remote Control System
50-1001 \$299.95
DCS Remote Control - Handheld Unit
50-1002 \$149.95



DCS Track Interface Unit (TIU)
50-1003 \$179.95



DCS Accessory Interface Unit (AIU)
50-1004 \$99.95



TIU/TMCC-Legacy 6' Connector Cable
50-1032 \$19.95
TIU/TMCC 6' Connector Cable
50-1018 \$19.95



6' Mini-to-Mini Cable
50-1009 \$9.95



Proto-Sound 2.0 Battery Charger
50-1019 \$14.95



TIU/Barrel Jack Adapter Cable
50-1017 \$9.95



24-Port Terminal Block
50-1020 \$29.95
12-Port Terminal Block
50-1014 \$19.95


Proto-Sound Battery
50-1008 \$9.95
AA NiCad Proto-Sound® Battery
50-1024 \$9.95

Lionel Accessories

Standard Gauge Villas & Bungalows



No. 1189 Std. Gauge Villa
11-90024 \$299.95
Measures: 10 7/8" x 9 7/8" x 10 7/8"



No. 1184 Std. Gauge Bungalow
11-90023 \$199.95
Measures: 5 1/2" x 9 1/2" x 8 1/2"

NEW!
*Larger, standard-gauge-sized,
illuminated houses*



No. 1191 Std. Gauge Villa
11-90025 \$299.95
Measures: 14 1/2" x 10" x 10 7/8"



No. 1184 Std. Gauge Bungalow
11-90022 \$199.95
Measures: 5 1/2" x 9 1/2" x 8 1/2"

Lionel Accessories

“Nothing so elaborate or architecturally perfect as this bridge has ever been made for use with a model electric train.”



Green/Cream w/ Brass Trim - No. 300 Hellgate Bridge
11-90001 \$499.95
Measures: 28 3/4" x 10 7/8" x 11"



White/Red w/ Nickel Trim - No. 300 Hellgate Bridge
11-90002 \$499.95
Measures: 28 3/4" x 10 7/8" x 11"

Lionel Accessories



**No. 55 Airplane and
No. 49 Airport Set
with Mat**




Red & Silver - No. 55 Airplane & No. 49 Airport Set w/Mat
11-90047 \$799.95
Measures: 59" x 59" x 30"
No. 49 Airport Mat
11-90048 \$59.95



"Throw open the throttle and the plane swings into action, sweeping down the runway and zooming into the air — a flash of crimson and silver that soars and veers and banks around a racing pylon."

No. 441 Std. Gauge Weighing Scale
11-90027 \$349.95
Measures: 29 1/2" x 9 1/2" x 4 3/4"



"Oh Boy, what fun you can have with this ingenious accessory. It has a real beam scale accurately calibrated so you can weigh all of your rolling stock."


White/Red - No. 116 Passenger Station
11-90008 \$399.95
Measures: 19 1/2" x 9 1/4" x 9"




"Most interesting spot in the whole miniature railroad system is the passenger terminal, constantly active with the arrival and departure of the trains."

Lionel Accessories

No. 85 Racing Automobiles Set



The 1912 No. 85 Lionel Racing Automobiles set was the forerunner of the slot car era of the 1960s. Two tinplate cars, featuring rubber tires and cast driver and passenger, race around a two-lane oval. Powered by a standard AC transformer, the cars zip around the track with pickups sparking and motors whining.



No. 85 Race Car Set
11-90043 \$699.95
Track Oval Measures 43 1/2" x 57 3/4"

“The appearance of the cars, especially when whizzing around the track at top speed is realistic in the extreme. To

watch them racing, neck and neck, one now forging ahead, and the other striving to overtake it, is, to say the least, exciting. It is as though the spectator were suddenly transported, as if by some magic hand, to a liliputian land, and stands like a giant over some tiny sports congress.”



Straight Race Car Track Section
11-90044 \$19.95

Inside Curve Race Car Track Section (Not Shown)
11-90045 \$19.95

Outside Curve Race Car Track Section (Not Shown)
11-90046 \$19.95

No. 43 and No. 44 Boats

Two legendary tinplate accessories return to life with our faithful recreations of the Nos. 43 and 44 Lionel boats, complete with clockwork motor and adjustable rudder like the originals.

“A HUNDRED FEET A MINUTE! That’s the speed of the dashing Lionel Craft — the boats that have been winning races everywhere. But speed is not all you get — wonders of wonders, these boats actually steer themselves! They will run out in a straight line for about a hundred feet, then turn around automatically and come back toward the operator. Or for straight-away racing, the rudder can be locked so that the boat will speed ahead continually ... or travel ‘round in circles.’”



No. 44 Racing Boat
11-90054 \$399.95
Measures: 18" x 4 3/4" x 4 7/8"



No. 43 Pleasure Boat
11-90053 \$399.95
Measures: 18" x 4 3/4" x 4 7/8"



Lionel Accessories



No. 192 Villa Set
11-90010 \$199.95
Measures: 7" x 5" x 5 1/4"



No. 191 Villa
11-90011 \$69.95
Measures: 5 1/2" x 5" x 5 1/2"



No. 108 American Flyer Std. Gauge Switch Tower
11-90051 \$299.95
Measures: 11 7/8" x 7 9/16" x 9 1/4"



Terra Cotta & Pea Green - No. 437 Switch Tower
11-90006 \$279.95
Measures: 11 7/8" x 7 9/16" x 9 1/4"

"In keeping with our policy to introduce everything new in model railroading, we are proud to present our new Switch-Signal Tower, which every boy will want to add to his model railroad layout."



Red & Cream - No. 092 Signal Tower
11-90003 \$69.95
Measures: 5 3/8" x 4 1/8" x 5"

Lionel Accessories



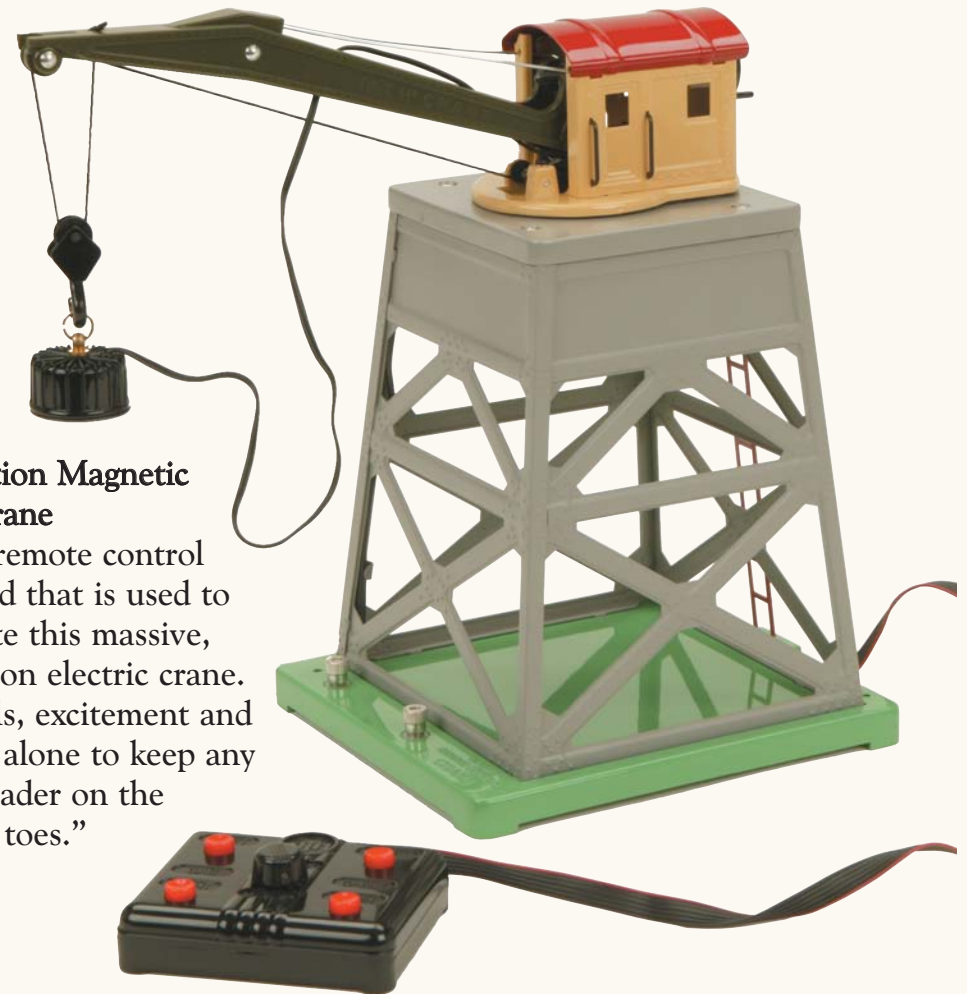
Lighted!

No. 442 Diner
11-90052 \$159.95
Measures: 10 1/2" long x 3" high



Lighted!

Gray/Aluminum - No. 438 Signal Tower
11-90009 \$149.95
Measures: 6" x 4 3/4" x 12"

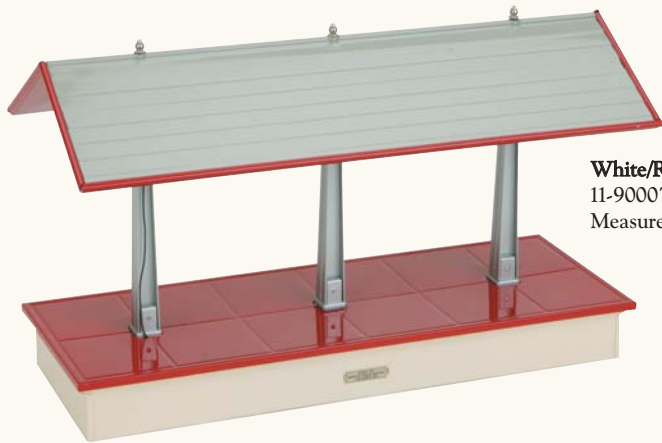


"Triple-Action Magnetic Crane

Look at the remote control panel board that is used to manipulate this massive, multiple-action electric crane. Enough thrills, excitement and action there alone to keep any model railroader on the tip of his toes."

No. 165 Triple-Action Magnetic Crane
11-90026 \$299.95
Measures: 6" x 6 1/2" x 10"

Lionel Accessories



Lighted!

White/Red w/ Nickel Trim - No. 155 Freight Shed
11-90007 \$299.95
Measures: 18" x 8" x 11"



No. 550 Railroad Figure Set with Box
11-90041 \$99.95
Each Figure Measures: 3" Tall



No. 205 Std. Gauge Merchandise Containers
11-90050 \$129.95
Measures: 3 1/4" x 3" x 4"



**Green Cart and Blue Dump
No. 163 Freight Accessory Set**
11-90037 \$99.95



**Orange Cart and Peacock Dump
No. 163 Freight Accessory Set**
11-90038 \$99.95



No. 208 Tools and Chest (Silver)
11-90040 \$79.95



No. 208 Tools and Chest (Dark Gray)
11-90039 \$79.95


Lionel Accessories



Std. Gauge No. 90 Flag Pole & Base
11-90049 \$49.95
Measures: 14 1/2" Tall



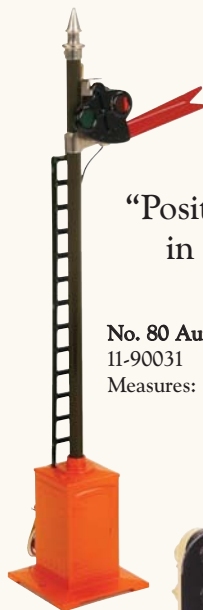
**Orange & Mojave
No. 87 Railroad Crossing Signal**
11-90033 \$49.95
Measures: 6 3/4" Tall



No. 46 Automatic, Illuminated Crossing Gate
11-90057 \$59.95
Measures: 9" x 3 1/2" x 5 3/4"



Small Oil Drum Set
11-90058 \$19.95



"Positively amazing
in its action."

No. 80 Automatic Semaphore
11-90031 \$69.95
Measures: 15" Tall



No. 99 Std. Gauge Automatic Block Signal
11-90036 \$69.95
Measures: 11 3/4" Tall




**Black/White - No. 78 Std. Gauge
Automatic Train Control**
11-90029 \$69.95
Measures: 10 1/4" Tall




No. 79 Flashing Railroad Signal
11-90030 \$69.95
Measures: 11 1/2" Tall



No. 69 Operating Warning Bell
11-90028 \$49.95
Measures: 8 3/4" Tall



Gray/Red - No. 71 Telegraph Post Set
11-90055 \$79.95
Measures: 8 3/4" Tall



No. 94 High-Tension 3-Tower Tower Set
11-90035 \$149.95
Measures: 22" Tall

"BOYS! See the lights
flash on and off ~ see
the gates go up and
down ~ hear the warn-
ing bells ring! The
Action is Automatic!"

Lionel Accessories



- ProtoSmoke™ Fluid - 7oz**
- | | | |
|---------|-------------|---------|
| 60-1045 | Unscented | \$12.95 |
| 60-1046 | Christmas | \$12.95 |
| 60-1047 | Coal | \$12.95 |
| 60-1048 | Diesel | \$12.95 |
| 60-1049 | Woodburning | \$12.95 |
- ProtoSmoke™ Fluid - 2 oz**
(3 each of 12 Different Scents)
- | | | |
|---------|------------|----------|
| 60-1051 | Assortment | \$179.95 |
|---------|------------|----------|
- ProtoSmoke™ Fluid - 2oz**
- | | | |
|----------|---------------|--------|
| 60-1051a | Christmas | \$4.99 |
| 60-1051b | Coal | \$4.99 |
| 60-1051c | Diesel | \$4.99 |
| 60-1051d | Wood Burning | \$4.99 |
| 60-1051e | Coffee | \$4.99 |
| 60-1051f | Eggs & Bacon | \$4.99 |
| 60-1051g | Vanilla | \$4.99 |
| 60-1051h | Candy Cane | \$4.99 |
| 60-1051i | Barbeque | \$4.99 |
| 60-1051j | Pipe Smoke | \$4.99 |
| 60-1051k | Cinnamon Roll | \$4.99 |
| 60-1051l | Apple Pie | \$4.99 |

“No other make has the dignity and grace of design to be found in the Lionel Lamp-Posts illustrated here.”



**Pea Green - American Flyer
No. 580-1 Teardrop Lamp Set**
11-90056 \$19.95
Measures: 5 3/8" Tall



Red - No. 57 Corner Lamp Set
11-90017 \$29.95
Measures: 7 1/2" Tall



No. 64 Highway Lamp Set
11-90042 \$29.95
Measures: 6 3/4" Tall



Black - No. 57 Corner Lamp Set
11-90016 \$34.95
Measures: 7 1/2" Tall




Dark Green - No. 58 Lamp Set - Single Arc
11-90019 \$34.95
Measures: 7 3/4" Tall



Red - No. 54 Street Lamp Set
11-90013 \$44.95
Measures: 9 1/2" Tall



Green - No. 54 Street Lamp Set
11-90012 \$44.95
Measures: 9 1/2" Tall



**Terra Cotta/Green - No. 92 Floodlight
Tower Set**
11-90034 \$159.95
Measures: 22" Tall

Black - No. 59 Gooseneck Lamp Set
11-90020 \$39.95
Measures: 8 3/4" Tall



Maroon - No. 59 Gooseneck Lamp Set
11-90021 \$39.95
Measures: 8 3/4" Tall



Cream - No. 58 Lamp Set - Single Arc
11-90018 \$34.95
Measures: 7 3/4" Tall



Aluminum - No. 63 Lamp Post Set
11-90032 \$49.95
Measures: 13" Tall



Green - No. 56 Gas Lamp Set
11-90014 \$34.95
Measures: 7 3/4" Tall



Maroon - No. 56 Gas Lamp Set
11-90015 \$34.95
Measures: 7 3/4" Tall

Join the Club

AS A MEMBER OF THE M.T.H. RAILROADERS CLUB YOU'LL RECEIVE:

There are two different types of memberships, based on the tinplate gauge that most interests you.

Standard Gauge Tinplate Membership



**2009 MTHRRRC
500 Series Tank Car**
11-30032 Tinplate 500 Series
Membership is \$120.00

O Gauge Tinplate Membership



**2009 MTHRRRC
2800 Series O Gauge Reefer**
11-70019 Tinplate 2800 Series
Membership is \$80.00

Limited-Edition Club Car

Each year we produce beautifully decorated cars exclusively for our Club members. Members automatically receive the car that matches their Club membership (standard gauge or O gauge) and have the option to collect other Club cars as well.

RailWare™ Software CD-ROM



Use your computer to design track layouts, search the database of all M.T.H. products, look at our past catalogs, listen to Proto-Sound® 2.0 train effects, & much more. This CD retails for \$79.95, but is yours FREE as a Club member.

Club Card & Lapel Pin



Show the world your membership in this elite group of model railroaders with your high-quality embossed membership card & beautiful enamel lapel pin.

The CrossingGate™ Club Magazine



You will receive our full color Club magazines, jam-packed with product news, ideas from other members, rail history, & step-by-step articles explaining how M.T.H. technology can bring your railroad to life.

Proto-Sound® 2.0 Upgrade Kits

Club members can save an additional 15% on these kits by visiting the MTHRRRC web page.

1st Class Mailing of Lionel Corp. and M.T.H. Catalogs



Club Members get all of our catalogs earlier than other mailing list members, via First-Class mailings, so they can order from their local train store before the best items are sold out.

Club Web Site

Visit lionelcorporation.com, click the "Club" tab, and enter your member number to gain access to the Club web site. Here you can exchange messages with other Club members, keep up with the latest news, & even build your own homepage.



Basic Club Membership
The Basic Club Membership does not include a club car
60-1000 Basic Membership is \$25.00

CARRY ON THE TRADITION WITH MEMORABILIA AND COLLECTIBLES

Exclusive Releases

Exclusive offers for MTHRRRC members come up every few months, including locomotives with Proto-Sound 2.0 that make a great head-end for your MTHRRC Tinplate Traditions freight cars.

Previous Year Club Cars

MTHRRC members can still obtain earlier produced MTHRRC cars by visiting the MTHRRRC pages on the website. Only MTHRRC members can get these cars!

A Toy Train Story

This comprehensive book is a must for collectors & other lovers of toy trains. 350 pages & 1900 color photos, hard cover. Add this book to your membership for only \$25.00 (50% off the \$49.95 cover price)!



JOIN ONLINE! IT'S EASY - JUST GO TO
www.lionelcorporation.com

GOT QUESTIONS?

www.lionelcorporation.com has answers

We don't think we're exaggerating when we say Lionel Corp. has one of the most useful train manufacturer's sites on the Internet. Here's just a sample of the answers you can find online.

- 1 What's the latest info on ...?**
Click the "Models" tab and you can use Product Search to find the latest info on new products before they're delivered — sound sets, feature and paint scheme updates, and other information that arrived after the catalog was published.

Did you ever make

Use Product Search to search through nearly all of the tinplate items that Lionel Corp. and M.T.H. have made in the past 29 years, for your favorite road name, engine, or type of rolling stock.

When is it coming?

Find an item with the Product Search feature, then click the Shipping icon to find out when it's due at your favorite hobby shop.

- 2 Does any dealer still have ...?**

Click the "Shopping" tab to locate hard-to-find items with our Product Locator, which searches the inventories of M.T.H. dealers across the country.



- 3 How can I fix...?**

The Service area of our site allows you to email a question to our factory technicians or find which of our 150+ local service centers is closest to you.

What repair part do I need?

Use Product Search to find exploded diagrams and parts lists for Lionel Corporation and M.T.H. Tinplate Traditions locomotives and accessories, and then order the parts online or by phone.

- 4 What's new?**

New arrivals and other news are posted frequently on our home page.

- 5 How do I sign up for the Newsletter?**

To get the news as it happens, sign up for our free weekly electronic newsletter, with information on new Lionel Corp. products, industry news, and sneak peeks at upcoming specials!



- 6**

How can I learn more about DCS?

Click the "DCS Fun!" tab and follow the link to the protosound2.com Web site for DCS and Proto-Sound 2.0 information — and a list of Authorized DCS Demo Centers where you can try DCS hands-on.

How can I update my DCS system or change a sound set?

Only DCS allows you to update your control system or change an engine's sound set right over the Internet. Follow the link to the protosound2.com Web site for DCS and Proto-Sound 2.0 downloads.

LIONEL ELECTRIC TRAINS
MODEL RAILROAD ACCESSORIES
LIONEL CORPORATION TINPLATE

1 HOME
2 ABOUT US
3 THE MODELS
4 FEATURES
5 DCS FUN!
6 SHOPPING
7 SERVICE
8 CONTACT US

LIONEL, M.T.H. JOIN FORCES TO CREATE NEW TINPLATE LINE

CLICK HERE TO LEARN MORE!

Welcome to The Lionel Corporation, a recreation of the world of tinplate toy trains as they existed from the turn of the twentieth century until World War II.

2009 CATALOG TO DEBUT IN LATE JANUARY
CLICK HERE TO LEARN MORE

Click Below To Learn More About Lionel And M.T.H.

For Lionel's full product line, please visit: Lionel.com

For M.T.H.'s full product line, please visit: mthtrains.com

- 7 How does it work?**

Misplaced an instruction manual or just want to know how a product works? Use Product Search to look up the item and view its instruction manual.

LIONEL ELECTRIC TRAINS
MODEL RAILROAD ACCESSORIES
LIONEL CORPORATION TINPLATE

SEARCH FOR A PRODUCT BY ITEM NUMBER

Advanced Search

PLEASE READ BEFORE USE AND AVOID

LIONEL ELECTRIC TRAINS
MODEL RAILROAD ACCESSORIES
LIONEL CORPORATION TINPLATE

Tinplate 408E
Electric Locomotive
OPERATOR'S MANUAL (CONTEMPORARY)

Compatibility

PLEASE READ BEFORE USE AND AVOID

LIONEL ELECTRIC TRAINS
MODEL RAILROAD ACCESSORIES
LIONEL CORPORATION TINPLATE

Tinplate 408E
Electric Locomotive
OPERATOR'S MANUAL (CONTEMPORARY)

Compatibility

PLEASE READ BEFORE USE AND AVOID

LIONEL ELECTRIC TRAINS
MODEL RAILROAD ACCESSORIES
LIONEL CORPORATION TINPLATE

DCS Fun

How can I learn more about DCS?

How can I update my DCS system or change a sound set?

Win a FREE Train Set

Sign Up for our **FREE** Online Newsletter, and Enter to Win a Train Set



LIONEL ELECTRIC TRAINS
LIONEL CORPORATION TINPLATE

- HOME
- ABOUT US
- THE MODELS
- FEATURES
- DCS FUN!
- SHOPPING
- SERVICE
- CONTACT US

LIONEL, M.T.H. JOIN FORCES TO CREATE NEW TINPLATE LINE

CLICK HERE TO LEARN MORE!



Welcome to The Lionel Corporation, a recreation of the world of tinplate toy trains as they existed from the turn of the twentieth century until World War II.

2009 CATALOG TO DEBUT IN LATE JANUARY

CLICK HERE TO LEARN MORE

©2008 Lionel Trains. More About Lionel And MTH

For Details:  For Info: 

Visit us online at www.lionelcorporation.com and click on the "Contact Us" link to sign up!

www.lionelcorporation.com

